

Report to Congressional Committees

LEADING PRACTICES

Iterative Cycles Enable
Rapid Delivery of Complex,
Innovative Products

July 2023



Highlights of [GAO-23-106222](#), a report to congressional committees

July 2023

Leading Practices

Iterative Cycles Enable Rapid Delivery of Complex, Innovative Products

Why This Matters

Agencies are increasingly acquiring complex products, such as combined networks of hardware and software, which require new processes to design, produce, and deliver. GAO has found that to consistently deliver products with speed to users, acquisition programs for these networks—known as cyber-physical systems, such as aircraft and uncrewed vehicles—must adopt new approaches to evaluate performance and assess execution risks. Solutions, though, are unlikely to originate exclusively within government. Rather, identifying the practices that leading companies rely on to create cyber-physical products can provide crucial, cutting-edge information to acquisition leaders in government and, in turn, ultimately help frame changes to agencies' acquisition processes.

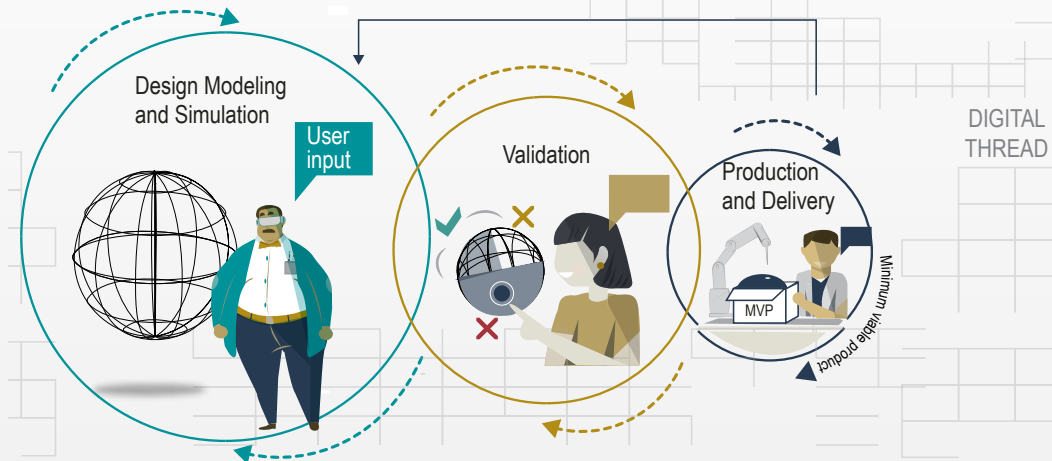
For over 20 years, GAO has made numerous recommendations to the Departments of Defense (DOD) and Homeland Security (DHS) and the National Aeronautics and Space Administration (NASA) to implement best practices for their major acquisition programs that underpin successful product development within leading companies. Over this time, agency implementation of these practices saved taxpayers tens of billions of dollars.

Key Takeaways

Leading companies use iterative processes to design, validate, and deliver complex cyber-physical products with speed. Activities in these iterative cycles often overlap as the design undergoes continuous user engagement and testing. Knowledge about the product's design is progressively refined and stored in a digital thread—a common source of information that helps stakeholders make decisions, like determining product requirements, throughout the product's life.

As they proceed, product teams refine the design to achieve a minimum viable product (MVP)—one with the initial set of capabilities needed for customers to recognize value. They use modern manufacturing tools and processes to produce and deliver the product in time to meet their customers' needs.

Leading Companies Progress through Iterative Cycles to Develop a Minimum Viable Product

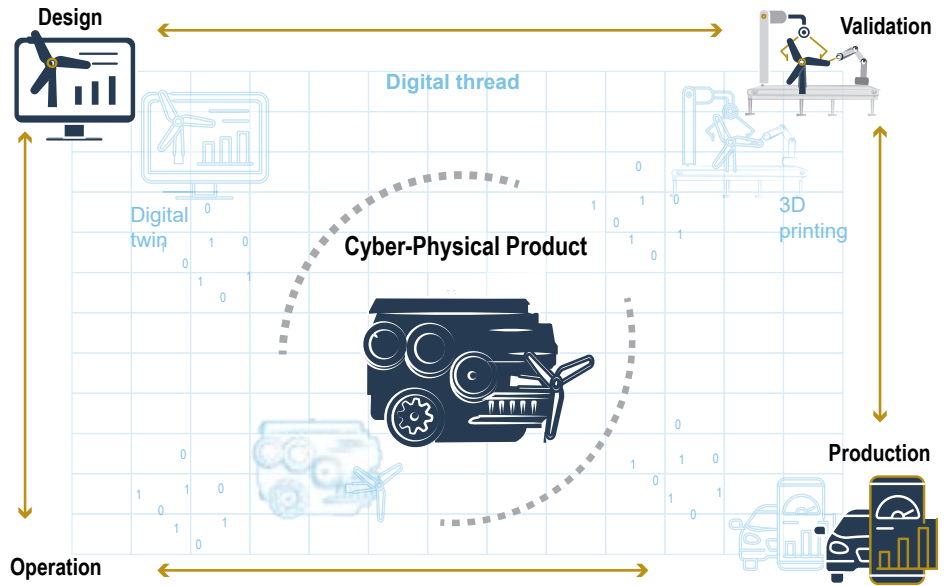


Source: GAO analysis of leading company information; GAO (illustration). | GAO-23-106222

Similar to Agile software development, the iterative structure that leading companies employ when developing complex, cyber-physical products revolves around companies rapidly designing, validating, and delivering products. These cycles are:

- **Design modeling and simulation:** During design modeling and simulation, product teams feed technical data from fast, iterative design cycles into the digital thread. Stakeholders—including users, engineers, and manufacturers and suppliers—use this information to confirm that the team has captured the right requirements and is on track to meet them.

Digital Thread Captures Information throughout the Product Life Cycle



Source: GAO (analysis and illustration); bsd studio/stock.adobe.com (icons). | GAO-23-106222

For example, one leading company establishes models based on high-quality data from physical engineering and captures input from users and manufacturers to feed into the models. Another leading company collaborates with users to identify the one thing that will differentiate the product from others, which then functions as an indicator of product performance. The outcome of design modeling and simulation is a solution—in the form of an MVP—that can then be validated through testing.

- **Validation:** Leading companies validate the design using prototypes—including combinations of physical and digital prototypes. This prototyping incorporates all hardware and software components to test the product’s integrated functionality in its operating environment. Sometimes companies do this by developing virtual representations of physical products—a process known as digital twinning—or by using 3D-printed parts to test performance.

For instance, one leading company uses a digital twin and virtual reality—immersion in a virtual environment using head-mounted displays—to enable users to step into a virtual vehicle and validate its design. Another leading company used a digital twin of an industrial motor drive to simulate its overload to the point of explosion. Compared with a physical test, which would have destroyed the prototype, developers could observe the specific point of explosion, locate defects, and fix them in the digital twin.

- **Production and Delivery:** Leading companies develop the design to the point that it satisfies user requirements for a MVP. Product teams then stop designing hardware for the given MVP and prepare parts for production, recognizing that they can add functionality through software updates later. Companies use digital twinning to understand optimal factory design and manufacturing processes before the design enters production.

For example, one leading company uses digital twins to align parts assembly processes to ensure the robot handling the part can do so efficiently. The digital thread documents all the steps throughout production, from the design of the machinery and toolset, to the processes for manufacturing and assuring the product meets the company’s quality standards. Post-production user feedback informs further development of the next product.

How GAO Did This Study

Three congressional mandates provide for GAO to annually assess selected DOD, DHS, and NASA acquisition programs, projects, and activities. In order to respond effectively to these mandates, GAO conducted this work to understand (1) how leading companies structure their development of complex, cyber-physical products; and (2) the specific practices that enable this structure to properly function.

GAO identified 14 leading product development companies based on rankings in well-recognized lists; interviewed company representatives; reviewed supplementary documentation; and synthesized information to determine key product development structures and activities.

Contents

Letter	1
Background	5
Leading Principles for Product Development	6
Iterative Development Approaches for Cyber-Physical Systems	8
Leading Companies Use Iterative Cycles to Deliver Cyber-Physical Products with Speed	12
Leading Companies Progress through Iterative Cycles of Design, Validation, and Production	13
Leading Companies Increase Product Development Investments as MVP Design Matures	17
Leading Companies Refine, Validate, and Produce a Minimum Viable Product by Employing Digital Models and Engaging with Users	21
Leading Companies Model and Simulate Design Concepts with Users	22
Leading Companies Validate Product Design with Users	27
Leading Companies Optimize Manufacturing of the Minimum Viable Product and Future Iterations	34
List of Committees	42
Appendix I: Objectives, Scope and Methodology	45
Appendix II: Leading Principles for Product Development	48
Appendix III: Leading Principles Guide Knowledge Gained throughout Iterative Development	49
Appendix IV: GAO Contact and Staff Acknowledgments	51
Appendix V: Additional Source Information for Images and Figures	52
Related GAO Products	53

List of Tables

Table 1: Leading Product Development Companies Included in GAO's Review	2
Table 2: Comparison of Linear Development and Iterative Development	8
Table 3: Common Elements of Cyber-Physical Systems	9
Table 4: Key Terms in Cyber-Physical Product Development	11
Table 5: Product Development Cycles Characterized by User Feedback and Refined Knowledge Captured within a Digital Thread	15
Table 6: Design Modeling and Simulation Inputs to a Product's Digital Thread	24
Table 7: Validation Inputs to a Product's Digital Thread	28
Table 8: Manufacturing Inputs to a Product's Digital Thread	38

List of Figures

Figure 1: Leading Companies Rely on Four Principles to Deliver Innovative Products to Market with Speed	6
Figure 2: Cyber-Physical Systems Integrate Continuous Physical and Digital Information	10
Figure 3: Leading Companies Progress through Iterative Design, Validation, and Production Cycles to Develop a Minimum Viable Product	14
Figure 4: Leading Companies Scale Investment to Increase as Frequency of Design Changes Decreases	20
Figure 5: Digital Thread Captures Information throughout Product Life Cycle	23
Figure 6: Leading Companies Add Functionality to the Delivered Minimum Viable Product through Over-the-Air Software Updates	33
Figure 7: Volvo Group Develops Modular Interfaces to Manufacture Vehicles Efficiently	39
Figure 8: Leading Principles Applied During Iterative Cycles Used to Refine Knowledge	48

Figure 9: Leading Principles to Attain a Sound Business Case and Use Iterative Design Guide Knowledge Gained throughout Iterative Development 49

Figure 10: Leading Principles to Prioritize Schedule and Collect User Feedback Guide Knowledge Gained throughout Iterative Development 50

Abbreviations

AI	artificial intelligence
DHS	Department of Homeland Security
DOD	Department of Defense
MVP	minimum viable product
NASA	National Aeronautics and Space Administration
NDR	Network Detection and Response
VW	Volkswagen Group of America, Inc.

This is a work of the U.S. government and is not subject to copyright protection in the United States. The published product may be reproduced and distributed in its entirety without further permission from GAO. However, because this work may contain copyrighted images or other material, permission from the copyright holder may be necessary if you wish to reproduce this material separately.



July 27, 2023

Congressional Committees

For over 20 years, we have recommended numerous actions that the Department of Defense (DOD), Department of Homeland Security (DHS), and the National Aeronautics and Space Administration (NASA) should take to improve outcomes of their most complex and costliest acquisition programs. Our recommendations have consistently emphasized the value of applying a knowledge-based framework to manage and oversee major acquisition investments. Congressional and agency implementation of many of these recommendations has saved taxpayers tens of billions of dollars.¹

Over the same period, however, leaps in technology changed the nature of the capabilities that agencies seek to acquire. No longer do agencies seek to fulfill their most dynamic mission needs by acquiring mechanical, hardware-based systems. Rather, agencies increasingly invest in cyber-physical systems—co-engineered networks of hardware and software, such as aircraft and uncrewed vehicles—to solve these needs. Cyber-physical systems are designed to accommodate over-the-air software updates, which add to or enhance their existing capabilities and keep the systems relevant for longer. Additionally, the sophistication of cyber-physical systems, coupled with exponential increases in computing power in recent years, have fueled the advent of new design engineering tools—such as 3D printing—tailored for developing and producing these systems.

These advancements, while promising, have come with unique challenges. Agencies have begun signaling awareness that cyber-physical systems and the new design engineering tools that enable them are not fully compatible with existing acquisition structures and key processes for management and oversight. Similarly, we have identified that the ability of cyber-physical acquisition programs to consistently deliver products with speed to users requires new, iterative approaches to evaluate performance and assess execution risks. Solving these issues could be informed by exploring and considering the practices that leading product development companies use to bring new cyber-physical products to market. Only then can decision-makers in Congress and the agencies be fully equipped with the information they need to

¹For example, we identified \$136.1 billion in costs avoided after DOD took positive steps by adopting a framework for applying best practices and the Weapon Systems Acquisition Reform Act of 2009 codified many of our related recommendations. Pub. L. No. 111-23 1704 (2009). See GAO, *Performance and Accountability Report: Fiscal Year 2019*, [GAO-20-1SP](#) (Washington, D.C.: Nov. 19, 2019); and *Performance and Accountability Report: Fiscal Year 2017*, [GAO-18-2SP](#) (Washington, D.C.: Nov. 15, 2017).

thoughtfully oversee and efficiently execute the acquisition programs under their purview.

In response to these needs, we have undertaken a body of work aimed at identifying the key practices that leading companies rely on to develop and manufacture innovative products, including cyber-physical systems. In March 2022, our first report in this series found that leading companies consistently deliver innovative products to market with speed by employing four key principles throughout product development.² This report, our second in the series, is related to three congressional mandates for our annual assessments of major acquisition programs at DOD, DHS, and NASA.³

In this report, we examine (1) how selected leading companies structure the development of complex, cyber-physical products and (2) the specific practices that enable this structure to function effectively. To address these two objectives, we identified 14 leading product development companies based on rankings in well-recognized lists and awards, records of financial stability and success, and industry type; interviewed product development representatives at each of those companies; and analyzed available company documentation. We then drafted summaries that synthesize each company's key product development activities and shared these summaries with the companies to review for technical accuracy and exclusion of company proprietary information. Table 1 identifies the leading companies we included in our review.

Table 1: Leading Product Development Companies Included in GAO's Review

Company	Primary industry	Product description
Alphabet, Inc. (Google)	Internet services	Software products and consumer electronics devices, including Fitbit, Google Nest products, Pixel phones, and other devices, as well as cybersecurity and artificial intelligence
Arista Networks, Inc. (Arista)	Communications equipment	Cloud networking solutions, including switches, routers, and wireless access points and network management and security software and services. For the purposes of this report, we focused on Arista's Network Detection and Response products.

²GAO, *Leading Practices: Agency Acquisition Policies Could Better Implement Key Product Development Principles*, [GAO-22-104513](#) (Washington, D.C.: Mar. 10, 2022).

³Title 10, section 3072 of the United States Code requires us to submit to the congressional defense committees an annual assessment of selected DOD acquisition programs and efforts by March 30 of each year from 2020 through 2026. The Explanatory Statement accompanying a bill to the DHS Appropriations Act, 2015 contained a provision for ongoing GAO reviews of major DHS acquisition programs, as directed in the Senate report. 161 Cong. Rec., H275, H276 (Jan. 13, 2015). The Explanatory Statement of the House Committee on Appropriations accompanying the Omnibus Appropriations Act, 2009 includes a provision for us to prepare project status reports on selected large-scale NASA programs, projects, and activities. 155 Cong. Rec. H1653, 1824-25 (Feb. 23, 2009). The explanatory statement of the House Committee on Appropriations accompanying the Consolidated Appropriations Act, 2023, again includes a similar provision. 168 Cong. Rec. S7898 (Dec. 20, 2022).

Company	Primary industry	Product description
Cisco	Communications equipment	Internet networking and other products related to communications and information technology, including wireless access points, networking, and storage infrastructure
Danfoss	Industrial machinery and supplies and components	Electronics and power equipment, including drives, hydraulic cylinders, electric converters, smart heating, energy metering, and software for monitoring and services
HP	Technology hardware, storage and peripherals	Computing, imaging, and printing products, including desktops, notebooks, mobility devices, thin clients, displays and peripherals, and printer hardware and supplies
Microsoft	Systems software	Cloud server, and PC-based software solutions for organizations and consumers; as well as personal hardware, including Surface, personal computers, tablets, gaming and entertainment, Xbox hardware and content; and video games
NEC and NEC X	Information technology	Information and communication technology, including cloud computing, artificial intelligence, and telecommunications equipment and software
NVIDIA	Semiconductors	Components for data centers, gaming, automotive, three-dimensional designs and virtual worlds; and artificial intelligence for cockpits, autonomous driving, and robotics
onsemi	Semiconductors	Semiconductors for power management, switching and conversion, signal conditioning, circuit protection, intelligent sensing including image sensors, and other applications
SAP	Enterprise application software	Enterprise resource planning; analytics; asset, human capital, supply chain, transportation, and travel management and customer experience; and technology platforms for cloud-based collaboration
Siemens	Industrial	Automation systems and software for sensors and radio frequency, simulation and testing, passenger and freight rail, and electrification products
SpaceX	Aerospace and defense	Rockets and spacecraft for satellite launches, crew and cargo transportation, exploration, broadband, and other things
Volkswagen Group of America, Inc.	Automobile manufacturer	Passenger vehicles
Volvo Group	Machinery and equipment	Trucks, buses, construction equipment, marine and industrial engines, and autonomous transport solutions.

Source: GAO analysis of S&P Global Reports and company information. | GAO-23-106222

We also interviewed cognizant product development experts in academia and consultants for contextual understanding of certain product development processes. We reviewed our *Agile Assessment Guide* as well as relevant work on cybersecurity, digital engineering, and artificial intelligence (AI), among other things, to identify existing criteria

related to product development practices.⁴ Appendix I provides additional information on our objectives, scope, and methodology. We also included a list of related GAO products at the end of the report.

We conducted our work from August 2022 to July 2023 in accordance with all sections of GAO's *Quality Assurance Framework* that are relevant to our objectives. The framework requires that we plan and perform the engagement to obtain sufficient and appropriate evidence to meet our stated objectives and to discuss any limitations in our work. We believe that the information and data obtained, and the analysis conducted, provide a reasonable basis for any findings and conclusions in this product.

⁴GAO, *Agile Assessment Guide: Best Practices for Agile Adoption and Implementation*, [GAO-20-590G](#) (Washington, D.C.: Sept. 28, 2020). See also, for example, GAO, *Science & Tech Spotlight: Digital Twins—Virtual Models of People and Objects*, [GAO-23-106453](#) (Washington, D.C.: February 2023); *Cybersecurity High-Risk Series: Challenges in Securing Federal Systems and Information*, [GAO-23-106428](#) (Washington, D.C.: Jan. 31, 2023); and *Artificial Intelligence: Status of Developing and Acquiring Capabilities for Weapon Systems*, [GAO-22-104765](#) (Washington, D.C.: Feb. 17, 2022).

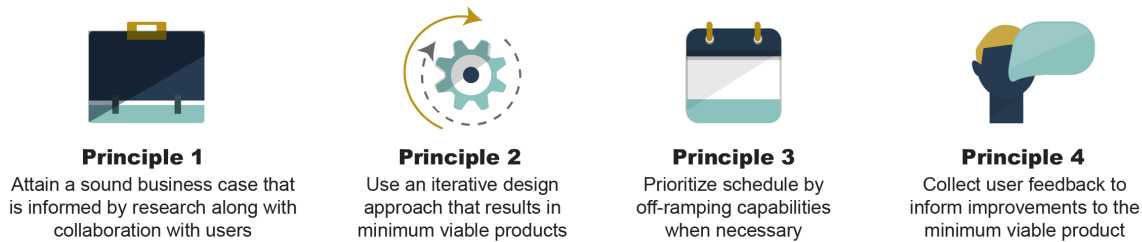
Background



Leading Principles for Product Development

In March 2022, we found that leading companies consistently deliver innovative products to market with speed by relying on four key principles throughout product development.⁵ Implementing these four principles positions leading companies to satisfy their customers' needs and correspondingly grow their market share (see fig. 1). Appendix II further details these principles and their associated sub-principles.

Figure 1: Leading Companies Rely on Four Principles to Deliver Innovative Products to Market with Speed



Source: GAO analysis of company information; GAO (icons). | GAO-23-106222

These four principles, along with several of their sub-principles, provide important context for understanding the analyses included in this report. We describe below how we continue to leverage these leading principles in our work.

Attain a sound business case. Sub-principles address how leading companies conduct market research and obtain and use customer feedback to establish and then continually maintain a sound business case throughout development. This report discusses how the initial business case—one that underpins the very start of a product development—can evolve over the course of the product development effort. Our future work, however, will discuss in more detail how leading companies establish key sub-principles underlying this business case, which include:

- investing time to research the marketable product;
- soliciting early feedback from customers;
- developing high-level cost and schedule parameters; and
- drawing from institutional memory and corporate knowledge to develop initial estimates, avoid earlier mistakes, and build off previous success.

⁵GAO-22-104513.

Use an iterative design approach that results in minimum viable products (MVP).

Leading companies use modern design tools, such as digital engineering and additive manufacturing, throughout development for both hardware and software. Key concepts within this sub-principle related to this report include:

- The use of iterative design and testing allows leading companies to identify an **MVP**—a product with the minimum capabilities needed for customers to recognize value and that can be followed by successive updates.
- Digital engineering includes **digital twins**—virtual representations of physical products. Digital twins incorporate dynamic data of a physical object or a system—meaning the model changes and updates in real-time as new information becomes available. Unlike a digital twin, a **3D model** is a static visualization of a physical aspect—meaning it cannot be updated without someone manually inputting new data, and is similar to paper design drawings in digital form. **Digital threads** are a common source of information that connect stakeholders with real-time data across the product life cycle.
- **3D printing** is a type of **additive manufacturing**, a computer-controlled process that creates physical objects, such as aircraft components, by depositing materials, usually in layers.

Prioritize schedule by off-ramping capabilities when necessary. To achieve speed to market, leading companies use periodic reviews to monitor performance and work to maintain a realistic assessment of development activities. Leading companies will off-ramp capabilities—an industry term for removing them from the planned release—if needed should those capabilities pose a risk to delivering the product on schedule. The off-ramped capabilities can be deferred to a later release or terminated.

Collect user feedback to inform improvements to the minimum viable product.

Leading companies establish a process to facilitate ongoing engagement with users and customers after delivery of the first iteration. They use this feedback to identify new features to include in subsequent iterations or new products.⁶

⁶[GAO-22-104513](#).

Iterative Development Approaches for Cyber-Physical Systems

The rise of cyber-physical systems in product development has led to new iterative development approaches within industry. These approaches integrate modern software practices with hardware development processes to achieve speed in innovation and capability delivery to users.

Differences between Linear and Iterative Development

Historically, both hardware and software product development progressed through a linear process with sequential milestones. Companies solidified requirements prior to development and delivered capability in a single completed program at the end of the development cycle. However, over the last several decades, software developers have utilized Agile practices, which provide iterations of capability that are continuously evaluated on functionality, quality, and customer satisfaction to increase innovation and speed in delivery.⁷ Now, as software increasingly dictates hardware functionality, companies are finding ways to incorporate the same iterative, Agile practices into products beyond software.⁸ Some of these methods include Modified Agile for Hardware Development Framework and hybrid models, such as a model that combines aspects of Agile and Stage-Gate®.⁹ Table 2 describes some of the differences between traditional, linear development and modern, iterative development.

Table 2: Comparison of Linear Development and Iterative Development

	Linear development	Iterative development
Requirements	Requirements are fully defined and fixed up front	Requirements evolve and are defined in concert with demonstrated achievement
Development	Development is focused on compliance with original requirements	Development is focused on users and mission effect

⁷Agile development originated as a software philosophy that emphasized early and continuous software delivery, fast feedback cycles, rhythmic delivery pace, the use of collaborative teams, and measuring progress in terms of working software.

⁸Our *Agile Assessment Guide* notes that Agile frameworks are used to develop hardware programs in addition to software.

⁹The Modified Agile for Hardware Development Framework is built on Agile principles but optimizes the methods for hardware development to adopt new insights, allow designs to freeze, and accommodate a range of disciplines, among other things. The hybrid model of Agile and Stage-Gate includes iterative development between five gates that correspond with traditional hardware development.

	Linear development	Iterative development
Performance	Performance is measured against an acquisition cost, schedule and performance baseline	Performance is measured through multiple value assessments—a determination of whether the outcomes are worth continued investment

Source: GAO analysis. | GAO-23-106222

Cyber-physical systems—sometimes called hybrid systems—are co-engineered networks of hardware and software that combine computation, communication, sensing, and actuation with physical systems.¹⁰ Within a cyber-physical system, software does not simply process data; it also interacts with the physical world. The software receives information about the environment through sensors, such as temperature, tire pressure, camera, or radar sensor data. The software then uses these data to instruct physical hardware, such as motors, pumps, or valves. The system’s functionality is controlled by software algorithms.

Major government acquisitions at DOD, DHS, and NASA increasingly reflect this close interaction between digital and physical environments. For example, satellites, uncrewed vehicles, aircraft, planetary rovers, and cooperating robots in a manufacturing line are instances of cyber-physical systems. Table 3 defines common elements of cyber-physical systems.¹¹

Table 3: Common Elements of Cyber-Physical Systems

Cyber-physical system	Description
Physical layer	Real object in the physical world
Digital layer	Algorithms for managing real objects
Interface	Interaction between physical and digital layers—such as control mechanisms and detectors; and interaction between physical and digital layers with a person
Domains	Different application areas for which stakeholders have subject-matter expertise

¹⁰Internet of Things is a related concept that overlaps with cyber-physical systems. The National Institute of Standards and Technology has noted that cyber-physical systems and Internet of Things are converging over time to include a common emphasis on hybrid systems of interacting digital, analog, physical, and human components. U.S. Department of Commerce, National Institute of Standards and Technology, *Framework for Cyber-Physical Systems: Volume 1, Overview, Version 1.0*, NIST Special Publication 1500-201 (June 2017). See also GAO, *Weapon Systems Cybersecurity: DOD Just Beginning to Grapple with Scale of Vulnerabilities*, [GAO-19-128](#) (Washington, D.C.: Oct. 9, 2018).

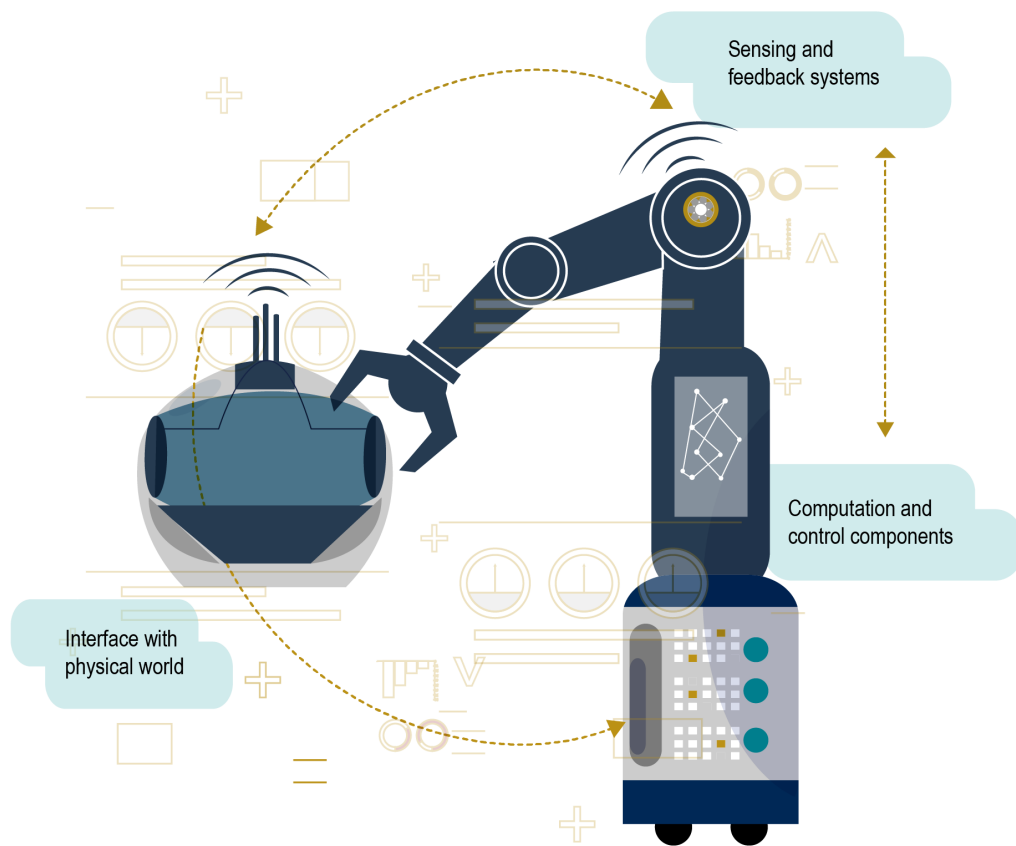
¹¹This report focuses on cybersecurity within the context of iterative product development and does not address specific protections against cyber threats. The National Institute of Standards and Technology at the U.S. Department of Commerce established a public working group to develop a cybersecurity and privacy strategy for the common elements of cyber-physical systems, including identification, implementation, and monitoring of specific cybersecurity activities and outcomes in the context of a risk management program.

Cyber-physical system	Description
Modularity	Allows common elements to be combined and reused while retaining security and reliability
Cybersecurity	Helps to guard against malicious attacks

Source: GAO summary of information from the National Institute of Standards and Technology and Institute of Electrical and Electronics Engineers. | GAO-23-106222

Figure 2 depicts the integration of digital and physical inputs in cyber-physical systems.

Figure 2: Cyber-Physical Systems Integrate Continuous Physical and Digital Information



Source: GAO summary of information from the National Institute of Standards and Technology; GAO (illustration). | GAO-23-106222

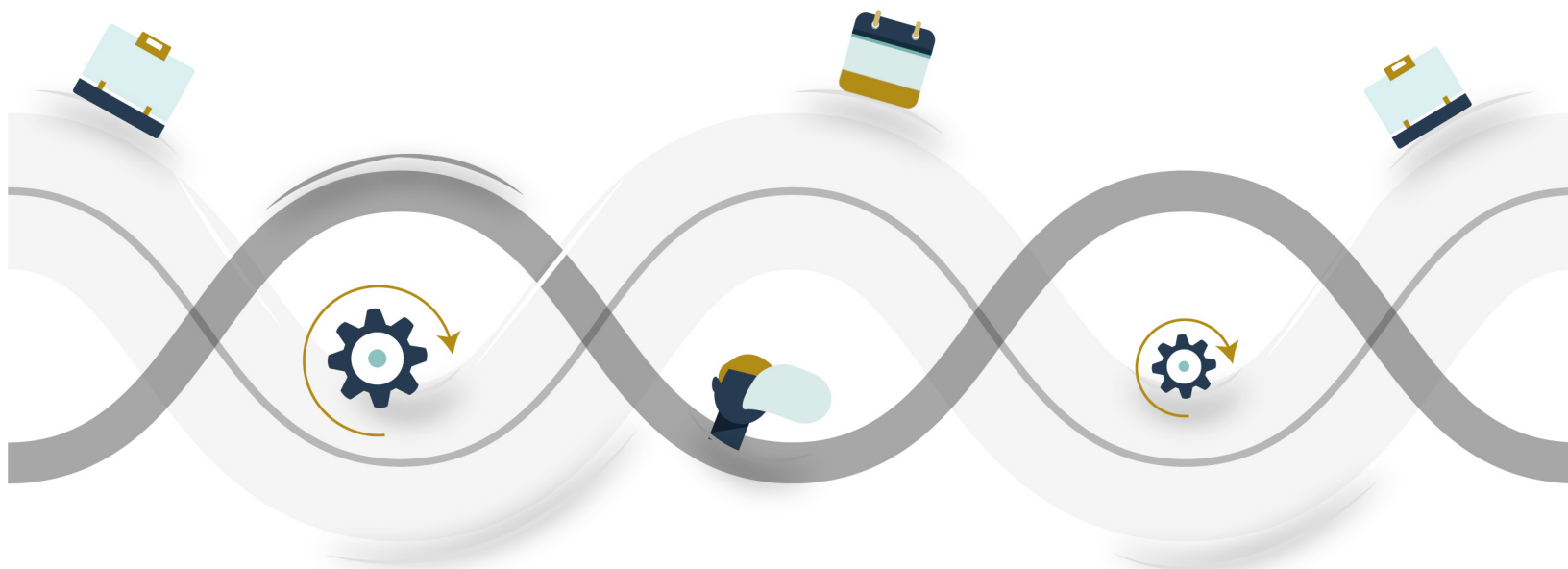
Leading companies develop cyber-physical systems as products for consumer use. As a result, we refer to cyber-physical products and product development throughout this report. Table 4 describes key concepts related to cyber-physical product development that are relevant to this report.

Table 4: Key Terms in Cyber-Physical Product Development

Key Term	Description
Backlog	The backlog is a list of features, user stories, and tasks to be addressed by the team, and is ordered from the highest ranked to the lowest ranked. If the team discovers new requirements or defects during development, these are added to the backlog. A backlog can occur at varying levels; for example, a product backlog is a high-level backlog that contains all the requirements for the entire program. An iteration backlog includes a list of user stories intended for that iteration. See description of user stories below.
Iteration	An iteration is a predefined, time-boxed, and recurring period of time in which product teams develop a working solution.
Stakeholder	A stakeholder is anyone who has an interest in the product. Specifically, stakeholders are parties that may be affected by a decision made by or about the product, or that could influence the implementation of the product team’s decisions. A group or individual with a relationship to a product change, a product need, or the solution can be considered a stakeholder.
Sprint	A sprint is a short, time-boxed iteration that is intended to provide distinct, consistent, and incremental progress of prioritized features.
User	Users are the operators of the product. The user is an integral part of development and has specific responsibilities depending on the Agile methods used. The user is often synonymous with the customer, but at times the customer and the user might differ. This definition is organizationally and contextually dependent. For consistency, GAO refers to users throughout the report unless otherwise noted.
User story	A user story defines a high-level requirement by using everyday or business language. User stories are not vehicles to capture complex system requirements on their own. Rather, full system requirements consist of a body of user stories. User stories are used in all levels of Agile planning and execution.
Velocity	Velocity measures the amount of work a team can deliver in each iteration. Commonly, this is measured as user story points accomplished per iteration. For example, if a team completed 100 story points—a unit of measure for expressing the size of a user story—during an iteration, the velocity for the team would be 100. Velocity is a team-specific abstract metric and is generally not compared across teams as a measure of relative productivity.
Verification and validation testing	Verification and validation testing is a set of independent procedures that are used together for checking whether the program meets the requirements and specifications, that is, that it fulfills its intended purpose. To simplify, GAO refers to these procedures as validation in the report.

Source: GAO analysis. | GAO-23-106222

1 Leading Companies Use Iterative Cycles to Deliver Cyber-Physical Products with Speed



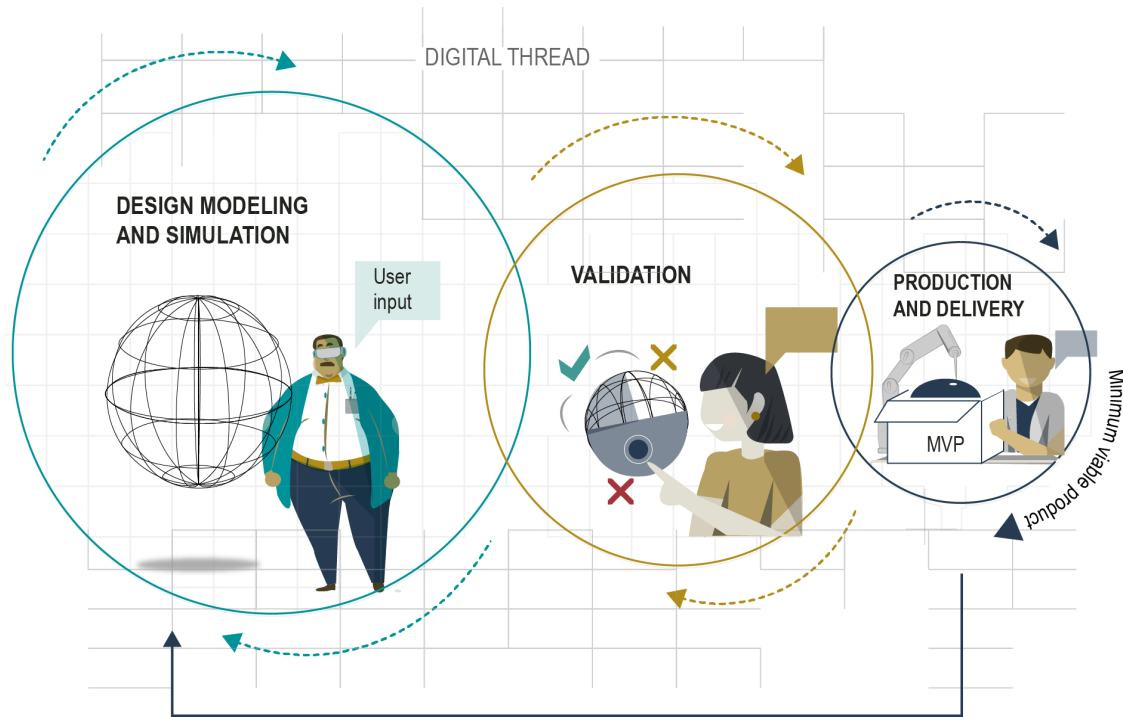
Leading Companies Progress through Iterative Cycles of Design, Validation, and Production

Leading companies employ an iterative structure when developing complex, cyber-physical products. The iterative process involves continuous cycles, which, similar to Agile software development, revolve around companies rapidly developing and deploying products. Key practices are common throughout the iterative cycles. For example:

- Leading companies seek and obtain continuous **user feedback**—feedback from the actual operators of the product—throughout the iterative cycles.
- Leading companies capture this feedback to determine if the design is meeting user needs and reflects an **MVP**—a product with the minimum capabilities needed for customers to recognize value.
- Leading companies continually feed this product design information into a real-time **digital thread**—a common source of information connecting stakeholders with real-time data across the product life cycle to inform product decisions.

Other development activities—such as modeling, validating, and refining specifications—overlap between cycles as product teams design and test sub-components and integrated systems. Figure 3 depicts key elements of this structure.

Figure 3: Leading Companies Progress through Iterative Design, Validation, and Production Cycles to Develop a Minimum Viable Product



Source: GAO analysis of leading company information; GAO (illustration). | GAO-23-106222

Knowledge Gained through Iterative Cycles

We found that leading companies increase knowledge about a system’s design through each iterative cycle of design, validation, and manufacturing. Leading companies do not attempt to start development with a business case that includes a detailed specification of requirements. This approach differs from traditional linear development, which fixes operational requirements needed to deliver a capability to meet predetermined performance criteria. Instead, development begins with a high-level need statement or idea. Throughout development, this high-level need is progressively refined into distinct requirements.

Leading companies enable the initial business case to evolve over the course of product development. For example, **Siemens** ensures that the business case connects to research and development and technology management, so that research and development efforts focus on providing key technologies to be utilized in future new products. This means that research and development for a specific product does not end with the product—it continues so that future iterations of the product will have new, innovative, and mature technologies available.

The outcome of the business case development is the high-level framework of an MVP that the company will develop. This framework validates that the planned iteration of a product is responsive to a market need, underpinned by realistic expectations about technology development and achievable within defined cost and schedule parameters for that iteration. Knowledge acquired during design modeling and simulation and validation further refines the business case. Leading companies capture data from these iterative cycles in a digital thread. They then use information in this digital thread to inform decision-making, such as how to refine requirements or whether to make certain changes to the product’s design. Table 5 outlines knowledge acquired during iterations in development.

Table 5: Product Development Cycles Characterized by User Feedback and Refined Knowledge Captured within a Digital Thread

Product Development Cycles			
	Design modeling and simulation cycle	Validation cycle	Production and delivery cycle
User feedback	Users provide input to define design specifications for the minimum viable product, using multiple iterations as needed	Users agree design meets needs for minimum viable product, or design returns to modeling and simulation	Users provide feedback on desired product improvements to inform subsequent iterations
Knowledge captured in digital thread	Specifications that ensure the design meets most essential user needs	Integrated prototype that is tested in multiple environments to verify performance and can be manufactured as the minimum viable product	Optimized manufacturing tools and processes and insight into efficiencies for future iterations

Source: GAO analysis of company information. | GAO-23-106222

The number of iterative cycles that a product requires varies according to product type and team. For example, for products that are entirely new to develop, **NVIDIA** anticipates several phases of iteration across the design modeling and simulation, and validation cycles. The product team uses these multiple iterations to ensure all hardware, software, and infrastructure needs are validated through testing and user feedback. When NVIDIA develops improvements and updates to existing products, the product team starts with the existing design and makes updates that continuously optimize the product. Personal computers, for example, are largely in this category. The technology is mostly known, so NVIDIA can leverage this more advanced state and optimize existing designs.

**Key Metrics for
Delivering Minimum
Viable Products**

Leading companies structure product development around MVPs to ensure that they deliver essential product capabilities to users with speed. Under the iterative construct, schedule is a key driver, and companies make adjustments on performance, as needed. Accordingly, key metrics and measures track speed to market—generally the time measured from establishment of an initial business case to delivery of the MVP to users. For example, **Danfoss** measures time to market in its product development model, and seeks to reduce that time through iterative development. The metric begins at project start—which occurs after the initial business case is developed—and ends when the company delivers the product. Companies deliver new products on a schedule needed to meet customer needs and satisfy market demand. We previously reported that this speed to market calculation is relative to different product types and industries.¹²

Leading companies often use metrics for cyber-physical products that reflect those within Agile software development, including velocity, sprints, and addressing user story points. For example:

- **NEC** uses velocity of development teams to identify the speed of each sprint, and then measures how many sprints are required to build and deliver the MVP. This allows the product team to better estimate the required schedule to build the product and communicate progress to the customer in a more transparent way.
- **SAP** is developing a metric that measures the time it takes to address customer feedback. The measure begins when the product team receives feedback and ends after the team places the feedback in the backlog and ranks, addresses, and delivers the product.
- For new physical products, **Danfoss** also measures progress of short, time-boxed sprints, which might be 2 to 3 weeks long, with a cadence that it can readjust depending upon customer need and type of program. This allows Danfoss to focus more on the project's progress and value added based on feedback, rather than simply checking whether it completed tasks and deliverables. This approach has shortened development cycles. For example, Danfoss representatives said that the company shortened its average time to market from more than 35 months in 2017 to less than 20 months in 2021.

Other key metrics used by companies revolve around establishing and verifying key performance specifications that define the MVP during design modeling and simulation and validation, which we discuss later in this report.

¹²[GAO-22-104513](#).

HP Tracks Development Progress Using Agile Metrics

After establishing the initial business case, HP product teams develop metrics that they use to track progress and performance of both the development effort and the product itself. Among other things, these metrics measure:

- Velocity of development completed during iterative cycles;
- Whether the team has the right user stories to develop the right specifications based on user feedback;
- Whether the team is delivering value based on user specifications; and
- The overall time from receiving the business case to deployment or manufacturing.

Velocity is a metric that HP teams collect first to understand the pace of addressing user stories, and this measure might vary by product and team. Velocity is team-specific and is not compared across multiple teams. Management and product teams can collaborate to find bottlenecks to attempt to improve efficiency if a particular team is not performing against its baseline for a particular iteration.

Source: GAO summary of company information. | GAO-23-106222

Leading Companies Increase Product Development Investments as MVP Design Matures

As the MVP design matures with each iteration, leading companies commit to increasing levels of resource investment for the product. They identify potential problems early through digital modeling and simulation and collaboration with stakeholders. As leading companies decrease risk, they proportionately increase funding.

Cross-Functional Teams

Leading companies apply feedback about the design from cross-functional teams throughout iterative development—including design engineers, domain experts, cybersecurity teams, manufacturers and suppliers, marketing and sales teams, and customers and users.¹³

For example, cybersecurity stakeholders include cybersecurity controls as specifications early in design and re-evaluate them as development progresses. According to the National Institute of Standards and Technology, cybersecurity is a necessary feature of the cyber-physical system's architecture to help ensure that capabilities are not compromised by malicious agents.¹⁴ **Arista's** Network Detection and Response (NDR) team builds cybersecurity into its products from the beginning of design through delivery and customer support. The team establishes security measures, such as firewall rules, to ensure there are no external actors affecting daily operations, and ensures its own

¹³Domain experts are people with particular knowledge or skills relevant to the product, such as physics, engineering, chemistry, economics, sociology, and others.

¹⁴U.S. Department of Commerce, National Institute of Standards and Technology, *Framework for Cyber-Physical Systems: Volume 1, Overview, Version 1.0*, NIST Special Publication 1500-201 (June 2017).

devices are protected before writing the first line of code. To help ensure continued product security, Arista's NDR team also protects against vulnerabilities from outside sources, such as original equipment manufacturers or subscriptions to third-party code libraries. Arista's NDR team representatives said the codes in these libraries frequently have bugs and vulnerabilities that could be exploited, so Arista's NDR team builds in security features, and also puts a team in place to constantly look for risks from external sources.

Throughout all development cycles, stakeholders have access to real-time information through a digital thread. For example, **Siemens'** digital threads capture digital records of all states of the product throughout development, manufacturing, and service so that product teams and stakeholders can predict performance and optimize the product. Users also rely on this information to identify areas where the product's design can provide the most value. The end result is that, rather than having a "relay" with handoffs of the product components to different stakeholders in succession, the digital thread enables parallel collaboration. We discuss the application of digital twins and digital threads later in this report within the context of specific development cycles.

The cross-functional structure also provides real-time knowledge that enables decision-making at the lowest appropriate level. For example, at **Alphabet, Inc. (Google)**, the Product Manager acts as the "Chief Executive Officer" of the product and is responsible for defining the product, working with the technical team, and negotiating on product requirements that are achievable with each MVP.

Customer Feedback and User Feedback

In certain instances, the customer is also the user of the product, such as a consumer purchasing a mobile device from Google. In other instances, the customer is the organization that buys the product but does not directly use it, such as a buying center that is the part of an enterprise buying software, or a construction equipment manufacturer buying tractor components. Customers in an organizational setting are generally concerned with whether the product brings value to their company and meets the needs of their users, while users focus on the product's design and operability. User feedback can influence a customer's decisions about purchasing the product. For example, SAP previously emphasized feedback from customers, but it shifted its thinking when a large customer provided feedback that the product's design was not appealing to users. As a result, SAP more heavily considered the user experience to retain the customer.

Source: GAO analysis of company information. | GAO-23-106222

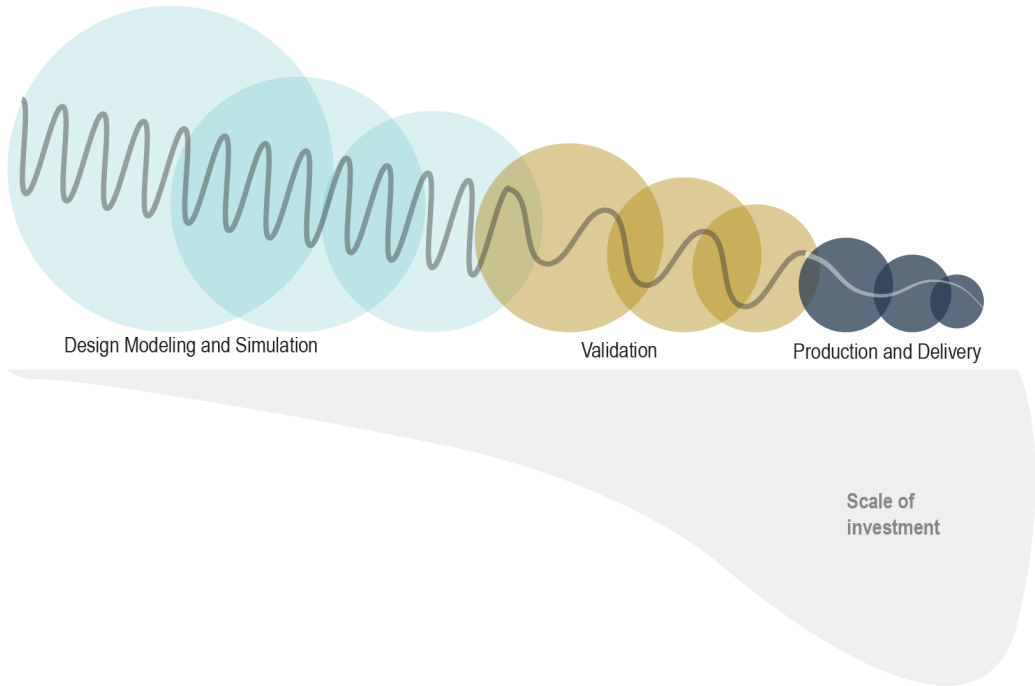
Investment Decision-Making

Leading companies regularly evaluate the product's value with users to determine whether it continues to meet the initial business case and warrants continued investment. Leading companies provide funding commensurate with the product's design and development progress, rather than give a product development team a substantial amount of funding upfront at development start. For example, **Danfoss** initially provides a small portion of the product funding. It then scales product funding as the development team develops the design, tests the prototype to refine requirements, and ensures the business case remains valid for the MVP.

In addition, leading companies acknowledge that detailed estimates will change as development progresses, and correspondingly scale funding to ensure the investment provides value. This approach differs considerably from traditional linear development, which generally relies on fully resourcing a project to meet predefined performance requirements at development start. For instance, **Volvo Group** used to set full budget commitments early at fixed milestone gates. This made ending product development, if needed, "painful" and slow, even if the product was no longer relevant. Now, with the adoption of iterative, Agile practices, Volvo Group scales funding to keep pace with development. As the design progresses and is validated with stakeholders through integrated testing, the product team meets with senior leadership to determine whether the company wants to continue to invest in the product or specific technology.

Through collaboration with stakeholders and early discovery of design risks and vulnerabilities, leading companies are able to increase investment as they minimize changes to the design (see fig. 4).

Figure 4: Leading Companies Scale Investment to Increase as Frequency of Design Changes Decreases



Source: GAO analysis of company information; GAO (illustration). | GAO-23-106222

2

Leading Companies Refine, Validate, and Produce a Minimum Viable Product by Employing Modern Tools and Engaging with Users



Source: GAO. | GAO-23-106222

DESIGN MODELING
AND SIMULATION



Source: GAO. | GAO-23-106222

Leading Companies Model and Simulate Design Concepts with Users

Using digital models and user feedback, leading companies engage in a design modeling and simulation cycle to develop and refine the initial business case. We found that leading companies work with product users to co-develop requirements and indicators that can change. For example, using digital twins, **Volvo Group** can identify significant differences between the expected and actual performance of a truck's design and go back to the design team to iterate on the product design to meet the most important needs.

Through the design modeling and simulation cycle, leading companies repeatedly obtain feedback from selected users to inform design specifications.¹⁵ For example, during early design modeling and simulation, **Arista's** NDR team releases multiple, early iterations of the product to early adopters—the first users of that product—to solicit their input and feedback on product features. This user-centered design means that information gathered from users leads to building, testing, and redesigning through rapid iterations and innovation until the product specifications meet user needs.

Ranking Requirements and Key Indicators

Leading companies rank requirements developed with users during design modeling and simulation. Meeting these requirements becomes a metric to measure real-time performance and the value of the delivered product. At the start of design, Microsoft collaborates with users to identify the main goal of product development—the one thing that differentiates the product from other Microsoft or competitors' products. Meeting this goal becomes an indicator of product performance. The outcomes of the fast iterative design cycles give leading companies the technical data points that show whether they are meeting the performance indicators. At Microsoft, the product development team looks at inbound requirements during user collaboration and considers whether they should rank the new requirements above others, or if a requirement should be elevated because of a newly discovered need. During this cycle, the plan is not set—the large number of factors that influence the design means it is very dynamic.

Source: GAO analysis of company information. | GAO-23-106222

Leading companies leverage this collaboration with users to ensure the early design both provides performance and still has a valid business case. For example, when designing Pixel mobile phones, **Google's** product development team evaluates the right balance of features that optimizes performance at the target price. To meet the stated

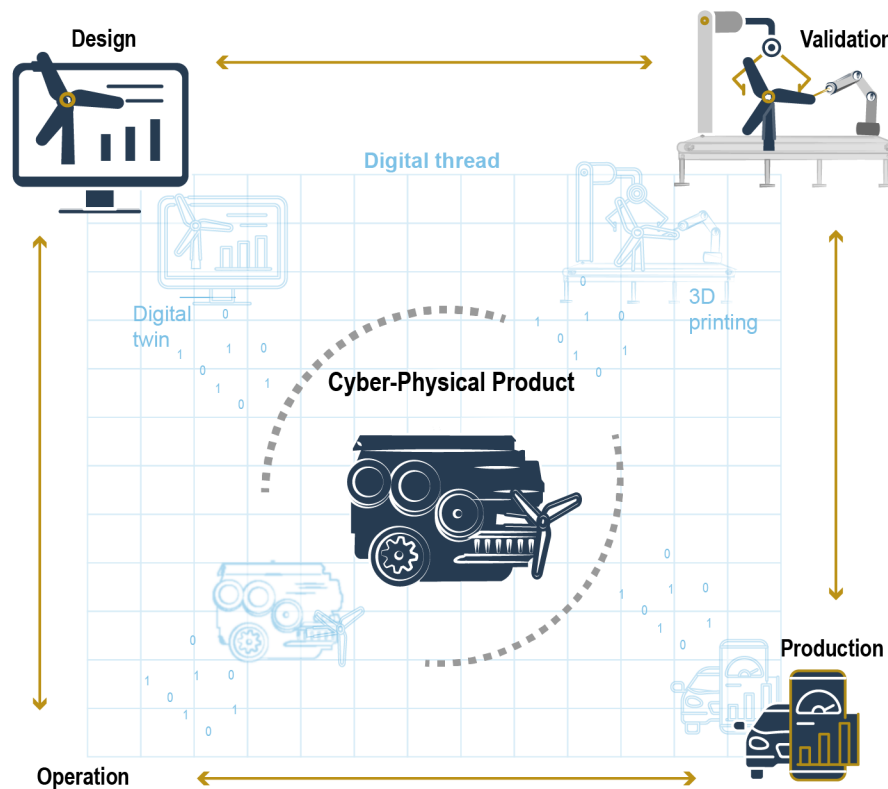
¹⁵Selected users refers to a subset of users chosen by a company to provide early feedback. These users may be selected because they are considered high value users of the product or can provide specialized feedback the company seeks during development.

Modeling and Simulation Input into Digital Threads

needs of North American customers, **Volkswagen Group of America, Inc. (VW)** made design changes to the interior of its ID.4 electric vehicle and to the exterior of its Atlas SUV.¹⁶ For ID.4 design changes, customer feedback from previous VW models, such as the Jetta, provided VW with the knowledge to change the interior of the ID.4 during design.

Leading companies develop a variety of digital models suitable for obtaining user feedback on the planned product. These companies capture those models and feedback within the product’s digital thread, which extends through design, validation, and production (see fig. 5). We discuss in the report sections that follow how this information in the digital thread contributes to decision-making.

Figure 5: Digital Thread Captures Information throughout Product Life Cycle



Source: GAO (analysis and illustration); bsd studio/stock.adobe.com (icons). | GAO-23-106222

Companies develop digital engineering models during design modeling and simulation based on specific needs. In particular, leading companies use digital twins and 3D

¹⁶We use the VW acronym in this report to connote Volkswagen Group of America specifically, rather than its parent company, Volkswagen Aktiengesellschaft.

printed models to quickly determine the most optimal design of a product that meets users' specifications. Digital twins, as previously noted, are virtual representations of their physical products, and incorporate dynamic data of a physical object or a system. 3D printing is a type of additive manufacturing, a computer-controlled process that creates physical objects by depositing materials, usually in layers. Creating a new design is easier in a digital environment because it enables faster design iterations, using digital twins and 3D printing. During design modeling and simulation, product development teams refine specifications with user feedback. Doing so can even result in starting over with new design solutions. Table 6 describes how the digital modeling and simulation inputs to the digital thread help inform decisions about the product's design.

Table 6: Design Modeling and Simulation Inputs to a Product's Digital Thread

Model	Description
Digital twin	<ul style="list-style-type: none"> • During design modeling and simulation, the product development team collects data to build the digital twin, either by connecting the digital twin and the physical world through sensors or by collecting domain data to build the twin digitally. • The digital twin simulates the behavior of different designs and feeds those data into the digital thread. • Stakeholders and users access this information to further define requirements and identify preferred design options.
3D printing	<ul style="list-style-type: none"> • During design modeling and simulation, the product development team uses 3D printing to prototype early designs of a product, which provides initial validation of the digital model.

Source: GAO analysis of company information. | GAO-23-106222

At **Danfoss**, digital twinning allows for faster design iterations. For example, Danfoss representatives told us that a product development team can test 500 digital designs using a digital twin in the same time that it could test five designs using traditional design approaches. Through the rapid digital design and test cycle, the product team is able to model and simulate many more possibilities than with physical prototypes alone. **HP** uses digital simulation early in design as the first step in coding and developing initial use cases that HP engineers can show to users. **Microsoft** found that digital twinning consistently results in more efficient design. It allows product development teams to design each component of a smartphone to the appropriate thickness and weight.

Through the use of AI, leading companies can create real-time synchronized simulations that are physically accurate and obey the laws of physics. These simulations can aid the implementation of system-level digital twins. At **NVIDIA**, AI may augment a digital twin, standing in as a good representation of the physical model, such as representing employees in a factory or representing a driver in a digital twin of an autonomous vehicle.

Leading companies' use of specific domain knowledge—particular expertise or skills relevant to the product—and user input into digital twins provide confidence that capabilities can be developed to meet schedule and cost parameters identified in the project's business case. For example, at **HP**, the most critical aspect of the digital twin is that it reflects the right domain knowledge to understand how the system works. This domain knowledge includes internal factors such as heat as well as the physics of the external environment, which will affect a product's performance. These data, together with rapid digital design and testing, predict expected performance of the product.

Leading companies develop trust in digital twins by inputting high-quality data that capture information about the relevant domains. At **Siemens**, this requires input from users and understanding the manufacturing capabilities and other domains needed to create the product. Digital twins take fundamentally good information from physical engineering to build a foundation. Then, data from people, processes, and tools feed into those models.

A digital twin becomes more robust and reliable through continuous testing and correlation to the physical model in a real-world environment. **NVIDIA** trains its engineers not to trust the simulator immediately. Over time, engineers build trust in the model through correlation with a real-world version of the model—each instance of correlation proves that the model is correct in the specific area. Because NVIDIA has run simulations and correlated to the physical model and environment, it can document, demonstrate, and quantify reliability, establishing greater confidence in the model.

One challenge, however, is knowing when a model—and a design—is good enough. At **Siemens**, knowing the digital twin is good enough revolves around the data. Obtaining the correct product data during early design—such as by ensuring the data used to create the digital twin are accurate and similar to the real-world model—is what makes the digital twin an actual digital asset, and ultimately, what reduces dependence on physical prototyping.

In addition to the use of digital engineering, leading companies also use 3D printing, along with augmented and virtual realities to aid in product design.¹⁷ Augmented reality overlays digital content onto representations of the real world using smartphones, tablets, or glasses. Virtual reality completely obscures the real world, immersing users in digital environments using head-mounted displays. 3D printing allows product development teams at **Danfoss**, for example, to build early prototypes during design modeling and simulation cycles to obtain early user feedback on design and make early changes to the design based on that feedback. 3D printing is unique in that it enables this early, quick prototyping, resulting in cost and schedule efficiencies. Product development teams also use augmented reality and virtual reality to virtually see a

¹⁷Companies use 3D printing to test the form and fit of individual components in a product. Some companies also use 3D printing for low-volume production.

product in its space—for example, the interior of a virtual vehicle—before building a physical prototype, enabling the product team to visualize an integrated design.

Deferring Technologies and Prioritizing Capabilities

We found that leading companies only embark on product development once they assess and establish confidence that the underlying technologies in the product are sufficiently mature to meet user needs and support the product development schedule. Leading companies vigilantly monitor product technologies during design modeling and simulation and will not hesitate to defer any to future design iterations if they prove incompatible with schedule and cost parameters defined in the initial business case. For example, **Google** has engineering processes in place that balance the development of new product features while prioritizing meeting the target release dates for its Pixel phone launches. **Volvo Group** employs a common architecture design system that enables product teams to defer technologies from one product and insert that technology into a later product without disruption.

Further, the use of a backlog allows leading companies to organize, rank, and track capabilities for the product. This backlog includes both software and hardware functions. Ranked work is driven primarily by what the majority of users need. For example, **Siemens** employs risk-based analysis with users to transform input into prioritized development activities based on user needs within initial business case parameters. However, the backlog does not stand alone—it reflects a broader plan to achieve the overall goal of the product. At the start of development, **Danfoss** uses its backlog to help product development teams identify and rank the features and capabilities that are a part of that development cycle and map back to the overall product development plan.

Developing Design Specifications for Integration and Testing

We found that leading companies sufficiently develop design specifications to enable system integration and prototype testing. The outcome of design modeling and simulation cycles is a solution—in the form of an MVP—that companies can validate through testing. These design cycles give companies more confidence that they have made major changes by the time they are ready to validate the product. **Danfoss**, for example, starts design modeling and simulation with potential solutions. When the product development team is ready for validation, those solutions have become the product they intend to sell to their customers. By the time **Google's** Pixel device, for example, is ready for validation, design for that iteration is nearly complete.

Modular design supports prioritizing capabilities for optimal design. For example, **Volvo Group's** use of modular design allows it to develop different vehicle ranges from a single architecture. This approach enables customized solutions to a single vehicle to meet different user needs. The modular design means that Volvo Group can integrate different hardware components into a new design iteration and still easily produce vehicles at scale.

VALIDATION



Source: GAO. | GAO-23-106222

Leading Companies Validate Product Design with Users

Following design modeling and simulation, leading companies build fully-integrated prototypes—incorporating data from both physical models and digital twins—to test with users in the expected operating environment. As a part of this process, leading companies revisit the business case, assessing whether the MVP remains within cost and schedule parameters and still meets user needs. Leading companies use the results of these tests and user feedback to update the product design, as needed, and prepare the MVP for production.

Leading companies build system-level integrated prototypes—either physical, digital, or a combination—to test the MVP’s design established during design modeling and simulation. This prototyping incorporates all hardware and software components to test the product’s integrated functionality. As a result, testing of the fully-integrated system can uncover problems that were not apparent when subsystems were tested, both physically and digitally, earlier. Prototyping may also be used to test more than one design variation of a product to determine which best meets user needs.

Microsoft Uses System-Level Testing to Identify Hidden Problems

Microsoft develops and tests subsystems in parallel before integrating them, but has found that some issues do not arise until system-level testing. When the company tested the fully-integrated prototype of its Surface Duo laptop, for example, it discovered new issues with the hinge. Specifically, the hinge experienced problems when subjected to drop-testing—a procedure to assess how a system reacts to impacts—within the integrated system. Microsoft also used system-level testing to sample variations of a tablet with different speaker hole sizes and selected the one that provided a better user experience.

Source: GAO analysis of company information. | GAO-23-106222

While system-level integrated testing is a long-standing practice, leading companies now combine digital with physical prototypes to test the complete cyber-physical product with users in the operating environment. Digital twins inform the physical prototypes—which are built from digital designs—and also incorporate testing results from the physical prototypes to better simulate the product’s functionality. For example, **HP** creates 3D-printed parts from digital designs to test and ensure structural integrity. Similarly, **Danfoss’** 3D printing lab prints physical parts from digital designs to observe how they fit together. Danfoss also provides the physical prototypes to its customers so customers can test the prototypes in their own products and ensure they will work together.

Data from the physical prototypes then feed back into the digital twin to continue testing and validating the product’s design. **HP**, for example, incorporates physical data into the digital twin to replicate how the product will behave in different operating environments.

Similarly, **NVIDIA** captures real-world data from sensors placed on test vehicles, then uses the data to reconstruct the operating environment in digital twins and run simulations for autonomous vehicles. As data are incorporated into the digital twin, they are also incorporated into the product’s digital thread and used to validate the design’s performance as an MVP (see table 7).

Table 7: Validation Inputs to a Product’s Digital Thread

Model	Description
Digital twin	<ul style="list-style-type: none"> • During validation, the product team conducts systems-integrated tests—such as thermal or drop tests—on a physical prototype connected to the digital twin, or through a fully digital model. • Test data inputs and design updates to the digital twin become part of the digital thread. • Validation data are available to outside stakeholders—those with an interest in the product—to collaborate on design strategies and decisions and determine the minimum viable product.
3D printing	<ul style="list-style-type: none"> • During validation, the product team uses 3D printing of certain parts or of integrated products to test their performance and collect physical data.

Source: GAO analysis of company information. | GAO-23-106222

By adding physical data inputs into digital twins, leading companies use modeling to simulate potential operating scenarios that have yet to be realized, leading to more robust testing. As a result, leading companies can run scenarios repeatedly with unlimited variations, building confidence that the products they designed will work once produced. For example, **NVIDIA** can apply data from car accident reports and insurance claims to a digital twin for an autonomous vehicle, and use modeling to create rare and difficult scenarios for a vehicle’s operation.

In some cases, leading companies use digital twins to gain insight into a system's design that cannot be obtained physically. For example, in developing Earth-2—an AI supercomputer intended to predict climate change—**NVIDIA** used a digital twin to simulate the inside of a nuclear reactor, which is physically inaccessible. **Danfoss** used a digital twin of an industrial motor drive to simulate its overload to the point of explosion. Compared with a physical test, which would have destroyed the prototype, **Danfoss** could identify the specific point of explosion, locate defects, and fix them in the digital twin.

Siemens Collects Data from Virtual Sensors

Siemens uses virtual sensors to collect data when physical sensors would be inaccurate or physically impossible to use, such as in extreme temperatures or clean rooms. Siemens uses a probabilistic model—one that takes into account random occurrences and therefore can lead to outputs beyond what has already occurred—to build virtual sensors for the operating conditions of electric pump controls, for example. Then, engineers apply data from the virtual sensors to the digital twin in the same way they would with data from physical sensors.

Source: GAO analysis of company information. | GAO-23-106222

NVIDIA Used Digital Twins to Optimize Elements of Its Headquarters Buildings

Prior to construction, NVIDIA used simulation, including elements of digital twinning, to test key aspects of the Voyager and Endeavor building designs. This enabled NVIDIA to choose the right systems and materials for optimizing the buildings' function, such as lighting, circulation, occupancy, and temperature, and to minimize late-breaking design changes. As a result, NVIDIA could validate the buildings' design quickly, and the buildings were completed ahead of schedule and under expected costs.



Source: NVIDIA. | GAO-23-106222

Assessing Prototype Performance

In design validation, leading companies focus more heavily on how prototypes perform against goals for quality. For example, **Arista's** NDR team seeks to balance product completeness—the extent to which all planned features are included in the release—with product quality. Similarly, **SAP** tracks metrics related to defects found once users begin to interact with the product.

Leading companies use prototyping results to help assess whether the product will remain within the cost and schedule parameters established in the business case, and whether the product will still meet user needs. Leading companies may make adjustments to cost and schedule parameters in rare instances, such as delaying product delivery when the company needs more time to develop a key feature that is critical for a majority of customers.

After confirming the maturity of underlying technologies within the MVP, and with schedule as a key driver, leading companies evaluate the most critical functions and off-ramp product capabilities that are not essential and could delay the current release. As they work through validation, leading companies collaborate with customers and users to ensure the capabilities they are testing and the related product requirements are still the right priorities. For example, **NEC** ensures that all customer “must haves”—the capabilities that customers definitely need for the MVP—are satisfied first, before it adds less-critical capabilities. By maintaining flexibility on product specifications into design validation, leading companies can adapt the MVP to meet cost, schedule, and performance parameters.

Microsoft Adapts the MVP to Meet User Needs and Maintain Cost and Schedule

When Microsoft was developing the scroll wheel on a computer mouse, it tested multiple iterations until it reached a version that did not exceed cost parameters but still provided a balanced amount of torque when scrolling up and down. Though the scroll wheel’s function degraded somewhat over time, Microsoft accepted the level of performance because the selected version stayed within the product parameters and met the needs of the user.

Source: GAO analysis of company information. | GAO-23-106222

Leading companies make off-ramping decisions for a given MVP largely based on customer and user needs, with the knowledge that they can add some of the capabilities in subsequent iterative product deliveries. Because the iterative process provides such opportunities, leading companies delay capabilities that are not ready until the next release or decide not to provide them if they are no longer needed. For example:

- To meet schedule, **Microsoft** may de-scope a product and deliver a subset of the full set of planned capabilities in the current iteration, then deliver the remaining capabilities in the next.
- **HP** identifies and off-ramps the capabilities that it does not need to meet the core functionality of the product.
- **Siemens** uses digital twins to support off-ramping decisions by examining the multiple designs in the digital thread and delivering the one that provides only the specifications that users need immediately.

With the various design options captured in the digital thread, leading companies can use them as a basis for the design of the next iteration and facilitate quick delivery of the next MVP.

Leading companies incorporate user feedback and results from the integrated prototype testing—including decisions about the minimum set of capabilities—into the product’s hardware and software design, modifying it as needed.

For cyber-physical products, hardware design is ready for production when the company and the customer agree that the MVP design has been sufficiently proven in different conditions and still meets user needs. The iterative process leading up to this point directly informs the decision, as leading companies have tested and adapted the design multiple times and incorporated feedback on the user experience. For example, after testing multiple versions with different designs for a keyboard in one of its laptops, **Microsoft** determined it had reached the final design for the iteration when the material adhered well to enclosures and looked “crisp.” For **HP**, the design must be scalable—that is, verified that it will work at scale in the field—which includes the ability to configure automatically and work without intervention.

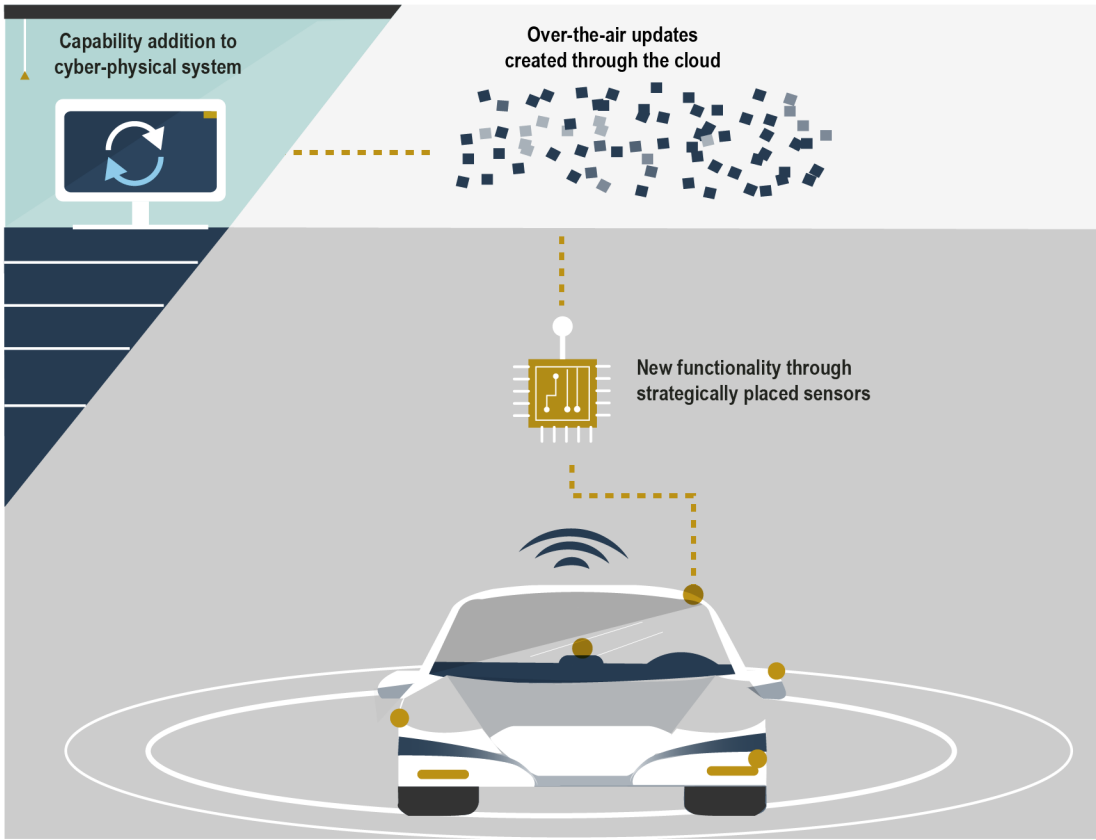
Leading companies are willing to accept an MVP that does not include 100 percent of the features they envisioned initially, provided the MVP still meets user needs. This approach helps to ensure the MVP can be delivered on time, and that the user will have critical capabilities in hand. It also sets leading companies up to improve upon products in the future. For example, **NVIDIA** determines when the design of the optical lens in a camera is “good enough” based on the extent to which simulated temperature changes degrade the image. **HP** considers whether the design has sufficient high-quality features to provide value. It aims to meet the vast majority—though not necessarily all—of the proposed requirements with the product, including basic requirements and the ability to improve in subsequent iterations.

Once leading companies are satisfied with the MVP design, they stop designing hardware for the given iteration and prepare parts for production, recognizing that they can add functionality through software updates later. For example:

- **Microsoft** completes the design of the MVP’s hardware—such as the display of a touchscreen tablet and the wire mesh on top of it—first, and then tunes software algorithms to enable the device to adjust to its surrounding environment or work with a stylus pen.
- **Google** and **HP** intentionally design their consumer electronics to enable software updates once they are in users’ hands. Google enables software updates across its products to ensure that products are able to receive improvements throughout their lifecycle.
- **VW** anticipates providing additional functions and features, such as improved functions for infotainment systems, to vehicles through software updates in the future.


Figure 6 provides a notional example of how leading companies provide these updates to MVPs once they are delivered. By the end of product validation, leading companies have tested multiple design iterations, addressed gaps found in testing with users, and validated the MVP design to ensure hardware is ready for production.

Figure 6: Leading Companies Add Functionality to the Delivered Minimum Viable Product through Over-the-Air Software Updates



Source: HP and GAO (analysis); GAO (illustration). | GAO-23-106222

PRODUCTION
AND DELIVERY



Source: GAO. | GAO-23-106222

Leading Companies Optimize Manufacturing of the Minimum Viable Product and Future Iterations

Once leading companies have validated the MVP design, they begin manufacturing products for delivery. The manufacturing planning process begins much earlier in product development, however. Leading companies start this planning while they are still designing the MVP itself. Through this early planning and the use of digital models, leading companies reduce the risk that manufacturing issues will delay product delivery. Leading companies gain further efficiencies and flexibilities through modularity in both design and manufacturing and collect customer and user feedback to continue improving products in subsequent iterations.

Planning for Manufacturing Using Digital Models

We found that leading companies begin manufacturing preparations early, while they are designing the cyber-physical product. As previously noted, leading companies' product design teams are comprised of those designing the product as well as stakeholders who will be producing it after testing and validation. Production stakeholders are involved throughout product design to ensure the manufacturing process can accommodate the design of the product. As a part of planning for manufacturing, product teams use digital twins to design efficiencies into the physical manufacturing complex and the production line that is housed there—which leading companies consider equally important to the design of the product itself.

Digital models optimize factory layout. Digital twins of factories allow for consideration both for workers and machinery before the factory is built. Equipment can be placed and tested digitally to simulate different production processes, changing a worker's position relative to a robot, for example, or the number of steps required to complete an operation. Leading companies have found that this drives greater cost and schedule efficiency. For example:

- **NVIDIA** is using its products to build a digital twin of a new electric vehicle factory years ahead of breaking ground.
- **HP** models its manufacturing processes using physics data to simulate an optimal mix of 3D printers and traditional manufacturing technologies. This provides data that HP can use to both confirm that a manufacturing process can successfully be completed and inform adjustments to a manufacturing process in response to irregularities that occur on the factory floor.
- **Volvo Group** uses digital twinning and virtual reality to test and optimize production flows.

Digital Twins Provide Optimization for Shipyard Manufacturing

The use of digital twins for manufacturing processes is not yet as prominent in the shipyard manufacturing industry as the digital twins of the products, largely because the community is still collecting data and building trust in the models. Still, there are examples of current successes in using digital twinning to optimize manufacturing processes. For example, Siemens is using digital twins to optimize process flows and efficiencies in Navy shipyards. Using a modeling and simulation process, Siemens gathered data from four shipyards to create a foundational digital twin as a base. The digital twin includes data for site layout, buildings and products, workers, and repair processes. It is also able to simulate process flows, equipment configuration and new technologies. Siemens representatives said the digital optimization has resulted in significant savings in labor hours and manufacturing duration.

Source: GAO analysis of company information. | GAO-23-106222

Digital twins reduce risk in planning for production. Digital twins allow production teams to determine ranges of equipment stress and production capacity before production begins, including digitally testing robots to their maximum limits before using them. This knowledge reduces risk to the robots, because the manufacturing process can be adjusted to reflect those limits. Knowing this capacity also reduces the possibility of an expensive equipment replacement. For example, at **VW**, a robot that can lift up to a maximum amount of weight might exist on the manufacturing line, but a new part could be higher in weight. Process engineers consider these restrictions and possible alternatives during planning; they simulate the robots used in manufacturing to ensure safe and efficient production processes.

Leading companies utilize digital twins for manufacturing to reduce risks involved with advanced manufacturing processes required to produce complex designs. For example:

- **Siemens** builds electric components, but the company must first build a machine that makes the components. The product team has a digital twin of the machine on the factory floor that they can debug virtually for optimization of the real equipment to manufacture.
- **Microsoft** uses digital twins to simulate the injection molding production process of hardware components that have very tight variances to the appropriate thickness and weight.
- **NVIDIA** used a digital twin of the working environment to train robots to operate on the factory floor. It found that the robots complete such training more quickly in a digital twin than in real life.

Digital Monitoring of Production Progress

Once manufacturing begins, leading companies use digital twins to monitor production progress. A Kanban board—a tool developed for Agile project management to observe the flow of work and alleviate bottlenecks—enables teams to keep track of their work, which can be either physical or virtual. Activities are “parked” until the activities ahead of them are cleared, which helps ensure the production team executes key steps. Leading companies monitor the Kanban board and can make adjustments in real time, as needed. **Danfoss** uses Kanban for product maintenance and improvement, because it tracks process flow. Identifying bottlenecks in that flow supports materials management for production. **SAP** uses Kanban with smaller teams for high-frequency delivery development projects. Such visibility into operational performance also provides transparency for management and senior leadership, who can track production progress based on real-time data.

The digital twin of the factory accesses the signals of the physical plant and enables production teams to detect anomalies or differences between the virtual and actual factory in real time. For example, if there is divergence between the two factories, the digital twin can identify it and signal the production team, which can then determine whether potential issues, such as a cyber-attack, may lead to breakdowns in operations. Such real-time data analytics contribute to production efficiencies through automation, as well. For example, **Siemens’** factory design includes automated deviation management, which saves the quality team from manually reviewing paper documents.

Digital Modeling and Tools Enable Manufacturing Problems to Be Anticipated and Corrected

As manufacturers increase digital modeling of the factory and processes, they can continue to correlate the model with data from the physical operations and improve upon it. For example, they can assess whether processes are redundant or inefficient, or if a robot is making too many movements, and make adjustments accordingly. Looking ahead, leading companies foresee using artificial intelligence in simulations to optimize manufacturing. By running the various factory scenarios quickly, manufacturers will be able to collect data before the physical process is active, instead of waiting for the production plant to be complete.

Source: GAO analysis of company information. | GAO-23-106222

By simulating real-time factory operations using a digital twin, leading companies are able to troubleshoot manufacturing challenges and measure output to monitor schedule performance. The result is not only a physical product, but a digital record of the process as well. **Volvo Group**, for example, records a digital copy of every unique heavy-duty electric truck it produces and places it in a digital “garage,” where it stores the digital design so it can provide the building blocks for future digital twins.

Leading companies use advanced manufacturing processes, such as 3D printing, to solve specialty production challenges by printing parts directly from digital designs. 3D printing is particularly useful for producing low-volume parts that would otherwise be impossible to manufacture because of the precision required, such as **Danfoss'** manufacturing of equipment joysticks that conform to the grip of a specific operator. Since a critical element of designing cyber-physical systems is being able to scale the design for production, product teams must identify when a 3D printed part is appropriate for a specific product.

3D Printing Revolutionizes the Manufacturing Process

3D printing can build precise geometric shapes that cannot be built using traditional manufacturing processes. Not all leading companies use production-grade 3D parts—3D printers currently can create thousands of parts, but not millions.

Siemens used a 3D printer to replace a component in a high temperature burner system that was having cooling issues. The finished design looked completely different from the prior design—it looked like a “cluster of hollow leeks”—and could only be produced using 3D printing.

For products that require millions of production quantities, another traditional manufacturing method such as injection molding is often preferred. In general, if the product is a small series or a special product, leading companies opt for 3D printing, because the costs for tooling—designing, cutting, shaping, and forming materials for parts—are lower. For large-scale quantities, however, leading companies are more likely to invest in a traditional machine tooling.

Source: GAO analysis of company information. | GAO-23-106222

For example, **Volvo Group** uses 3D printing for low-volume production of spare parts for already-fielded vehicles.

Leading companies also apply 3D printing for hybrid manufacturing, in which product development teams create a 3D component of a part, such as a pump, that is customized and highly efficient, and make millions of that single component to contribute to a larger system.

Table 8 describes manufacturing inputs to the digital thread used to inform current and future manufacturing processes.

Table 8: Manufacturing Inputs to a Product’s Digital Thread

Model	Description
Digital twin	<ul style="list-style-type: none"> • During production, in addition to the completed product, the company also has a data set that describes how the product was manufactured, contained in the digital thread. • The digital thread documents all the steps in the manufacturing process, from the design of the machinery and toolset to the processes for assuring the product meets the company’s quality standards.
3D printing	<ul style="list-style-type: none"> • During production, 3D printers create specialized parts on a limited scale.

Source: GAO analysis of company information. | GAO-23-106222

Leading companies are transforming their production processes to become more flexible through modular manufacturing—producing individual sections that can be assembled into different finished products. Specifically, modularity relies on basic designs that can be added, removed, or replaced to build different products, effectively speeding up the production process while also providing flexibility to customize products.

Modularity Affords Leading Companies Increased Opportunities to Upgrade Existing Products

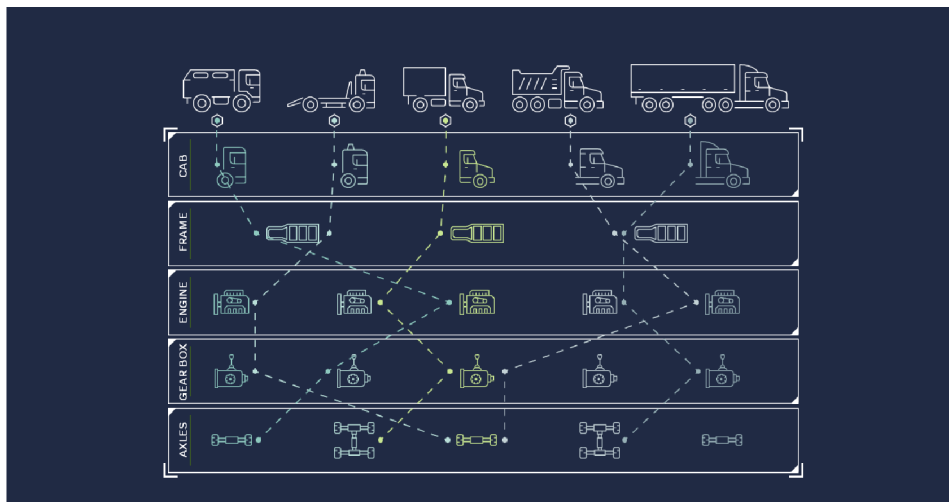
Leading companies are moving toward more modular hardware that can be plugged in and pulled out, and in some cases even upgraded by the user in the field. The pace of technology advancements is also driving increased modularity. For example, personal and desktop computers are now built through modular manufacturing, though with components of different size and scale. To enable modular manufacturing, leading companies consider the physical connections that will be required for the future upgrades upfront, during product design. The end result is that products can be updated and improved for years after initial deliveries.

Source: GAO analysis of company information. | GAO-23-106222

To support modular manufacturing, leading companies establish common standards that build on top of each other, which allows them to rapidly replicate production and reuse components already proven to work. For example:

- **SAP** develops standard software and then customizes the product to specific customer needs.
- **Volvo Group** uses modular interfaces similar to a building block set, and manufactures modules that the company can readily integrate to respond to similar customer needs with a set of scalable solutions. The application of interchangeable modules with modular interfaces helps the product team provide users with a unique product while at the same time reducing parts in production (see fig. 7). As a result, Volvo Group can mix and match modules in multiple ways to meet unique customer needs.

Figure 7: Volvo Group Develops Modular Interfaces to Manufacture Vehicles Efficiently



Source: Volvo Modular Interface Graphic (CAST). | GAO-23-106222

Collecting Feedback to Inform Next Products

After product delivery, leading companies collect user feedback to inform the next iteration of the product or the design of a new product. Leading companies obtain feedback from a variety of sources, including surveys, customer clinics, showcases, and social media. For example, **Arista's** NDR team asks users open-ended questions about their intended use of the product and its actual performance. At **Cisco**, product teams solicit feedback from users about the integration and performance of the MVP. For products sold through partners and the reseller community, Cisco collects user feedback indirectly through the seller about how well the application is working. Cisco uses the feedback collected through each of these means to inform improvements to subsequent iterations and products.

Soliciting user feedback about components within a larger system can require several steps. For example, since **Danfoss** makes the components inside an excavator rather than the excavator itself, customers may not always see the value in their products, so the company showcases how Danfoss products can work in an end product, such as an excavator. This allows Danfoss to talk to two distinct customer groups—the end user as well as the end-product manufacturer.

Real-time data collected through hardware sensors or automated software also provide statistically significant information on system performance, such as how long it takes for the system to perform a certain task. This type of information provides actionable data in conjunction with qualitative responses on user satisfaction.


- **Google** products are designed and manufactured so that Google knows when certain buttons are pressed and the actions users take. This information can identify less optimal elements of the user interface, popular features that should become more prominent, or whether functions can be streamlined—for example, if it takes multiple “clicks” to accomplish a task.
- **Arista’s** NDR team also monitors user data to get insight into how well products are working. The NDR team may see that it is taking longer than expected for a user to move through several pages or steps, suggesting that the product could be more intuitive. The team can determine trends, such as whether users seem to be experiencing the same problems, and match that up with feedback to better understand problems.

Ultimately, leading companies do not view delivery as the finish line in product development. Rather, delivery provides a springboard for establishing a new business case for the next iteration of the product. Leading companies will structure this business case around improvements to the already-delivered MVP. Some of these improvements could be software-only in nature. Others could necessitate changes to both the hardware and software of the existing product. Leading companies will make these determinations on the basis of user feedback provided on the existing product, coupled with technical information and new knowledge captured in that product’s digital thread. This knowledge positions leading companies to identify a new MVP for the iteration and quickly progress it through the same design modeling and simulation, validation, and production and delivery cycles described above.

Appendix III details how leading principles of product development underpin iterative cycles to refine knowledge about the product, information that remains critical to both companies and agency programs alike. Accordingly, we expect these iterative cycles and the practices that propel them will provide acquisition leaders in government with an increased understanding of cutting-edge product development practices, which these leaders can, in turn, use to frame changes to their agencies’ acquisition processes.

We are sending copies of this report to the appropriate congressional committees and other interested parties, including the Secretary of Defense, the Secretary of Homeland Security, and the NASA Administrator. In addition, the report is available at no charge on the GAO website at <https://www.gao.gov>.

If you or your staff have any questions concerning this report, please contact me at (202) 512-4841 or oakleys@gao.gov. Contact points for our offices of Congressional Relations and Public Affairs may be found on the last page of this report. Staff members making key contributions to this report are listed in appendix IV.

A handwritten signature in black ink that reads "Shelby S. Oakley". The signature is written in a cursive style with a large, looping initial 'S'.

Shelby S. Oakley
Director, Contracting and National Security Acquisitions

List of Committees

The Honorable Jack Reed

Chairman

The Honorable Roger Wicker

Ranking Member

Committee on Armed Services

United States Senate

The Honorable Gary C. Peters

Chairman

The Honorable Rand Paul, M.D.

Ranking Member

Committee on Homeland Security and Governmental Affairs

United States Senate

The Honorable Jeanne Shaheen

Chair

The Honorable Jerry Moran

Ranking Member

Subcommittee on Commerce, Justice, Science, and Related Agencies

Committee on Appropriations

United States Senate

The Honorable Jon Tester

Chair

The Honorable Susan Collins

Ranking Member

Subcommittee on Defense

Committee on Appropriations

United States Senate

The Honorable Chris Murphy

Chair

The Honorable Katie Britt

Ranking Member

Subcommittee on Homeland Security

Committee on Appropriations

United States Senate

The Honorable Kyrsten Sinema
Chair
The Honorable Eric Schmitt
Ranking Member
Subcommittee on Space and Science
Committee on Commerce, Science, and Transportation
United States Senate

The Honorable Mike Rogers
Chairman
The Honorable Adam Smith
Ranking Member
Committee on Armed Services
House of Representatives

The Honorable Mark E. Green
Chairman
The Honorable Bennie G. Thompson
Ranking Member
Committee on Homeland Security
House of Representatives

The Honorable Hal Rogers
Chair
The Honorable Matt Cartwright
Ranking Member
Subcommittee on Commerce, Justice, Science, and Related Agencies
Committee on Appropriations
House of Representatives

The Honorable Ken Calvert
Chair
The Honorable Betty McCollum
Ranking Member
Subcommittee on Defense
Committee on Appropriations
House of Representatives

The Honorable Dave Joyce
Chairman
The Honorable Henry Cuellar
Ranking Member
Subcommittee on Homeland Security
Committee on Appropriations
House of Representatives

The Honorable Brian Babin
Chairman
The Honorable Eric Sorensen
Ranking Member
Subcommittee on Space and Aeronautics
Committee on Science, Space, and Technology
House of Representatives

Appendix I: Objectives, Scope and Methodology

This report examines (1) how selected leading companies structure the development of complex, cyber-physical products; and (2) the specific practices that enable this structure to function effectively.

For both objectives, we conducted semi-structured interviews with representatives knowledgeable about product development from 14 leading companies across a variety of product development sectors. In particular, we discussed iterative development of new products, including development methods, determination of minimum viable products, use of specific digital models, and prioritizing capabilities to meet schedule goals and user needs, among other things. We selected these companies in part because they received rankings as leaders in well-recognized lists and are recognized as successfully being innovative or having disruptive approaches to product development. In addition, these companies are generally financially successful and well-established, demonstrated by positive average total revenue growth over a 5-year period (2017-2021) for publicly traded companies, total funding amounts and type of funding for privately-held companies, and Standard and Poor's (S&P) Global RiskGauge Model. The S&P Global RiskGauge Model combines various credit risk assessments into a single score to provide an aggregated and unified view of a company's creditworthiness. Risk categories are mapped to a credit score.

We researched awards to commercial companies for excellence in performance, business achievements, and innovation, as well as lists that reflect top companies based on innovation and financial performance metrics. The awards and lists we identified were published between 2017 and 2022 and include:

- Business Intelligence Group (BIG) Innovation Awards
- Boston Consulting Group's Most Innovative Companies
- Fast Company's The World's Most Innovative Companies
- MIT Technology Review 50 Smartest Companies
- PwC Strategy& Global Innovation 1000 Study
- Thomson Reuters Top 100 Global Technology Leaders

We analyzed the responses from company representatives and analyzed available company documentation, and we organized their statements and information by common themes. We developed company summaries based on our interviews with company representatives that we used to identify the structure of and specific practices used by leading companies for cyber-physical product development.

To validate our analysis, we shared the company summaries with company representatives and solicited their feedback to incorporate technical corrections and make adjustments as appropriate to avoid presenting company proprietary data. Additionally, we met with cognizant experts in product development and innovation from academia and industry that we identified in background research to further our understanding on specific development practices. The following companies are included in our review:

- **Alphabet, Inc. (Google)** provides diverse products and platforms worldwide. These products address a wide range of use cases, including internet search, email, navigation, cloud computing, web browsing, video sharing, productivity, operating systems, cloud storage, language translation, photo storage, video calling, smart home, smartphones, wearable technology, music streaming, video on demand, artificial intelligence, machine learning application programming interfaces, and artificial intelligence chips.
- **Arista** provides client-to-cloud networking for large data center, campus, and routing environments. Arista customer networks connect to a variety of devices, such as traditional desktop computers, laptops, Internet of Things devices, cloud, software as a service, and contractor devices. Arista's Network Detection and Response (NDR) platform addresses a wide-range of use cases related to security, from non-malware to insider threat protection to digital forensic investigations.
- **Cisco** is an information technology and network company that develops hardware infrastructure platforms, applications, and security technologies including routers, software, and cybersecurity.
- **Danfoss** provides fluid control equipment, pumps, seals, valves, and climate and energy products, such as solar-power equipment and heat pumps. It develops components for the construction and agricultural industries, products for residential and industrial heating and cooling, and electronics for automotive companies.
- **HP** is a provider of technology products, software, solutions, and services. The company's products include personal computing and other devices; imaging and printing-related products and services; enterprise information technology infrastructure; and multi-vendor customer services.
- **Microsoft** develops software products including operating systems, cloud computing and storage, and applications, as well as cyber-physical products including personal computers, gaming consoles, and computer accessories.
- **NEC** is a multi-national information and communication technology corporation. NEC's products include information technology and network solutions, including biometric matching capabilities, cloud computing, artificial intelligence, Internet of Things platforms, and telecommunications equipment and software. We also met with **NEC X**, an organization within NEC.

- **NVIDIA** develops software products for application frameworks, applications, tools, gaming software, infrastructure, and cloud services. It also develops cyber-physical products including laptops, data center architectures, and graphics processing units.
- **onsemi** is a semiconductor manufacturer of power management, image sensor, custom and other devices that are used as components in automobiles, communications systems, computers, industrial products, medical equipment, and military and aerospace electronics.
- **SAP** is an enterprise application software company. SAP develops applications and services that include enterprise resource planning, accounting, financial planning and analysis; marketing; supplier management; strategic sourcing; supply chain planning and logistics; manufacturing; research and development and engineering; and intelligent technologies.
- **Siemens** offers technology products for buildings and infrastructure, transportation, energy and health care, among others. It manufactures hardware, such as electric motors and generators, as well as develops software and technologies to digitalize and automate the product development life cycle.
- **SpaceX** designs, manufactures, launches, and operates advanced rockets and spacecraft, providing satellite deployment, human spaceflight services, and global high-speed broadband for commercial, government, and international customers.
- **Volkswagen Group of America, Inc.** is a wholly owned subsidiary of Volkswagen AG, and houses the U.S. operations of brands including Audi, Bentley, Bugatti, Lamborghini, and Volkswagen.
- **Volvo Group** develops, manufactures, and sells buses, trucks, engines, and construction equipment products.

We conducted our work from August 2022 to July 2023 in accordance with all sections of GAO's *Quality Assurance Framework* that are relevant to our objectives. The framework requires that we plan and perform the engagement to obtain sufficient and appropriate evidence to meet our stated objectives and to discuss any limitations in our work. We believe that the information and data obtained, and the analysis conducted, provide a reasonable basis for any findings and conclusions in this product.

Appendix II: Leading Principles for Product Development

Figure 8: Leading Principles Applied During Iterative Cycles Used to Refine Knowledge

Leading principle	Associated sub-principles
 <p>Principle 1: Attain a Sound Business Case that Is Informed by Research along with Collaboration with Users</p>	<ol style="list-style-type: none"> 1. Conduct market research to analyze whether customer and user demand exists or will exist for the product. 2. Solicit input from anticipated customers and users of the product to identify the most important capabilities that the product will need to provide. 3. Plan to allocate funding over time to the product development based on demonstrated progress, including achievement of phased schedule and performance goals. 4. Preserve and rely on institutional memory and corporate knowledge to develop product cost and schedule estimates, avoid repeating earlier mistakes, and build on previous successes. 5. Commit to product delivery and release dates only after collecting sufficient cost, schedule, and performance data needed to instill a high level of confidence that the product iteration can be developed and produced within budget. 6. Employ and empower right-sized teams of multi-disciplined stakeholders that leadership has assessed as having the expertise and experience needed to develop the product. 7. Terminate product development promptly if the product no longer has a sound business case.
 <p>Principle 2: Use an Iterative Design Approach that Results in Minimum Viable Products</p>	<ol style="list-style-type: none"> 1. Use modern, digital design tools capable of integrating development of hardware and software. 2. Apply Agile development methodologies to both hardware and software development. 3. Implement iterative design and testing processes to generate a minimum viable product that can be continuously updated and improved after delivery.
 <p>Principle 3: Prioritize Schedule by Off-ramping Capabilities When Necessary</p>	<ol style="list-style-type: none"> 1. Implement periodic reviews with senior leadership to keep all stakeholders informed on the product development's progress. 2. Maintain a realistic assessment of product development progress, with a willingness to make difficult decisions about capabilities. 3. Off-ramp capabilities that present a risk to delivering the product on schedule.
 <p>Principle 4: Collect User Feedback to Inform Improvements to the Minimum Viable Product</p>	<ol style="list-style-type: none"> 1. Establish a process to facilitate active engagement with customers and users throughout the iterative development process and following product release. 2. Use feedback from customers and users to identify desired improvements to the minimum viable product and inform plans for addressing those in the current and future product releases.

Source: GAO analysis of company information; GAO (icons). | GAO-23-106222

Note: Principles and sub-principles language incorporates iterative updates based on knowledge gains and applications subsequent to the March 2022 release of GAO, *Leading Practices: Agency Acquisition Policies Could Better Implement Key Product Development Principles*, [GAO-22-104513](#) (Washington, D.C.: Mar. 10, 2022). These updates improve clarity of the principles and sub-principles by removing certain redundancies and sharpening terminology as compared with language used in [GAO-22-104513](#).

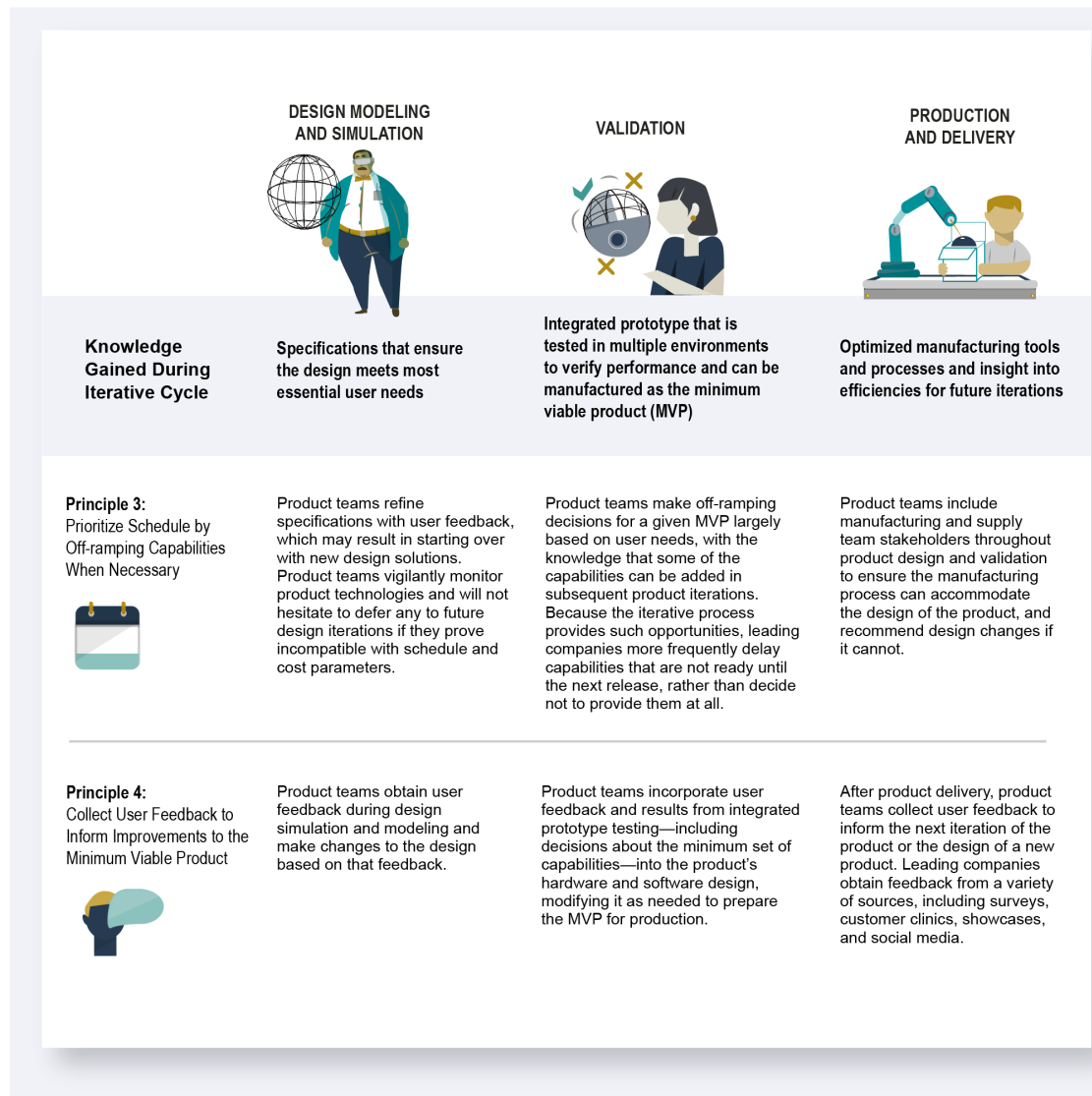
Appendix III: Leading Principles Guide Knowledge Gained throughout Iterative Development

Figure 9: Leading Principles to Attain a Sound Business Case and Use Iterative Design Guide Knowledge Gained throughout Iterative Development



Source: GAO analysis of company information; GAO (icons). | GAO-23-106222

Figure 10: Leading Principles to Prioritize Schedule and Collect User Feedback Guide Knowledge Gained throughout Iterative Development



Source: GAO analysis of company information; GAO (icons). | GAO-23-106222

Appendix IV: GAO Contact and Staff Acknowledgments

GAO Contact

Shelby S. Oakley, (202) 512-4841 or oakleys@gao.gov

Staff Acknowledgments

Principal contributors to this report were Christopher R. Durbin, Assistant Director; Erin Carson, Analyst-in-Charge; Rose Brister, Virginia Chanley, Matthew T. Crosby, Jacob Depinet, Brenna Derritt, Margaret C. Fisher, Dinah Girma, Bailey McCoy, Brian Smith, and Robin Wilson.

Appendix V: Additional Source Information for Images and Figures

This appendix contains credit, copyright, and other source information for images, tables, or figures in this product when that information was not listed adjacent to the image, table, or figure.

Front cover: [ParamePrizma/stock.adobe.com](#) (#270348961)

P.2: top banner image (box and rocket): [Елена Бутусова/stock.adobe.com](#) (#399235441)

Related GAO Products

Weapon Systems Annual Assessment: Programs Are Not Consistently Implementing Practices That Can Help Accelerate Acquisitions. [GAO-23-106059](#). Washington, D.C.: June 8, 2023.

NASA: Assessments of Major Projects. [GAO-23-106021](#). Washington, D.C.: May 31, 2023.

DHS Annual Assessment: Major Acquisition Programs Are Generally Meeting Goals, but Cybersecurity Policy Needs Clarification. [GAO-23-106701](#). Washington, D.C.: April 20, 2023.

Software Acquisition: Additional Actions Needed to Help DOD Implement Future Modernization Efforts. [GAO-23-105611](#). Washington, D.C.: April 5, 2023.

Science and Tech Spotlight: Digital Twins—Virtual Models of People and Objects. [GAO-23-106453](#). Washington, D.C.: February 2023.

Business Systems: DOD Needs to Improve Performance Reporting and Cybersecurity and Supply Chain Planning. [GAO-22-105330](#). Washington, D.C.: June 14, 2022.

Leading Practices: Agency Acquisition Policies Could Better Implement Key Product Development Principles. [GAO-22-104513](#). Washington, D.C.: March 10, 2022.

DOD Software Acquisition: Status of and Challenges Related to Reform Efforts. [GAO-21-105298](#). Washington, D.C.: September 30, 2021.

Artificial Intelligence: An Accountability Framework for Federal Agencies and Other Entities. [GAO-21-519SP](#). Washington, D.C.: June 2021.

Information Technology: DOD Software Development Approaches and Cybersecurity Practices May Impact Cost and Schedule. [GAO-21-182](#). Washington, D.C.: December 23, 2020.

Agile Assessment Guide: Best Practices for Agile Adoption and Implementation. [GAO-20-590G](#). Washington, D.C.: September 28, 2020.

Weapon Systems Cybersecurity: DOD Just Beginning to Grapple with Scale of Vulnerabilities. [GAO-19-128](#). Washington, D.C.: October 9, 2018.

GAO's Mission

The Government Accountability Office, the audit, evaluation, and investigative arm of Congress, exists to support Congress in meeting its constitutional responsibilities and to help improve the performance and accountability of the federal government for the American people. GAO examines the use of public funds; evaluates federal programs and policies; and provides analyses, recommendations, and other assistance to help Congress make informed oversight, policy, and funding decisions. GAO's commitment to good government is reflected in its core values of accountability, integrity, and reliability.

Obtaining Copies of GAO Reports and Testimony

The fastest and easiest way to obtain copies of GAO documents at no cost is through our website. Each weekday afternoon, GAO posts on its [website](#) newly released reports, testimony, and correspondence. You can also [subscribe](#) to GAO's email updates to receive notification of newly posted products.

Order by Phone

The price of each GAO publication reflects GAO's actual cost of production and distribution and depends on the number of pages in the publication and whether the publication is printed in color or black and white. Pricing and ordering information is posted on GAO's website, <https://www.gao.gov/ordering.htm>.

Place orders by calling (202) 512-6000, toll free (866) 801-7077, or TDD (202) 512-2537.

Orders may be paid for using American Express, Discover Card, MasterCard, Visa, check, or money order. Call for additional information.

Connect with GAO

Connect with GAO on [Facebook](#), [Flickr](#), [Twitter](#), and [YouTube](#).
Subscribe to our [RSS Feeds](#) or [Email Updates](#). Listen to our [Podcasts](#).
Visit GAO on the web at <https://www.gao.gov>.

To Report Fraud, Waste, and Abuse in Federal Programs

Contact FraudNet:

Website: <https://www.gao.gov/about/what-gao-does/fraudnet>

Automated answering system: (800) 424-5454 or (202) 512-7700

Congressional Relations

A. Nicole Clowers, Managing Director, ClowersA@gao.gov, (202) 512-4400, U.S. Government Accountability Office, 441 G Street NW, Room 7125, Washington, DC 20548

Public Affairs

Chuck Young, Managing Director, youngc1@gao.gov, (202) 512-4800
U.S. Government Accountability Office, 441 G Street NW, Room 7149
Washington, DC 20548

Strategic Planning and External Liaison

Stephen J. Sanford, Managing Director, spel@gao.gov, (202) 512-4707
U.S. Government Accountability Office, 441 G Street NW, Room 7814,
Washington, DC 20548



Please Print on Recycled Paper.